



Paul W. Diehl
Counsel-Midstream
412.395.5540 Direct
412.553.7781 Fax
pdiehl@eqt.com

April 27, 2016

Ms. Kimberly D. Bose, Secretary
Federal Energy Regulatory Commission
888 First Street, N.E.
Washington, D.C. 20426

Re: Data Request Pursuant to § 375.307
Equitrans, L.P.
Docket No. CP16-13-000
Equitrans Expansion Project – Responses to data request

Dear Ms. Bose:

On April 6, 2016, the Office of Energy Market Regulation (“OEMR”) issued data requests to Equitrans, LP (“Equitrans”) with respect to Equitrans’ certificate application in Docket No. CP16-13-000. Equitrans submits herewith its responses to April 6 data request. Also attached are the verifications of the individuals providing those responses.

If you have any questions about the data responses, please do not hesitate to contact me at (412) 395-5540 or pdiehl@eqt.com.

Respectfully submitted,

Equitrans, L.P.

A handwritten signature in black ink that reads "Paul W. Diehl". The signature is written in a cursive, flowing style.

Paul W. Diehl
Counsel-Midstream

Enclosures

cc: Paul Friedman – OEP (w/enclosures)
Laura Welch - OEMR (w/enclosures)
Service list (w/o enclosures)


VERIFICATION

Pursuant to Rule 2005 of the Rules of Practice and Procedure of the Federal Energy Regulatory Commission ("Commission"), 18 C.F.R. § 385.2005, Kelsey Quan, being duly sworn, upon her oath says that she is Engineer II; that she has read and is familiar with the foregoing responses to the Commission's April 6, 2016 data request in Docket No. CP16-13-000; that the contents of the responses are true and correct to the best of her knowledge, information and belief; and that she has full power and authority to prepare the responses and execute this verification.


Kelsey Quan
Engineer II, EQT Corporation

Subscribed and sworn before me this 27 day of April 2016.


Notary Public




VERIFICATION

Pursuant to Rule 2005 of the Rules of Practice and Procedure of the Federal Energy Regulatory Commission ("Commission"), 18 C.F.R. § 385.2005, Sarah A. Shaffer, being duly sworn, upon her oath says that she is Rates Director; that she has read and is familiar with the foregoing responses to the Commission's April 6, 2016 data request in Docket No. CP16-13-000; that the contents of the responses are true and correct to the best of her knowledge, information and belief; and that she has full power and authority to prepare the responses and execute this verification.



Sarah A. Shaffer
Rates Director

Subscribed and sworn before me this 27th day of April 2016.


Notary Public

Equitrans, L.P.
Equitrans Expansion Project
Docket No. CP16-13-000

Responses to FERC Office of Energy Market Regulation Data Requests
Dated April 6, 2016

Request:

1. On page 19 of the application, Equitrans requests that the Commission approve certain non-conforming provisions allowed to the Initial Shipper as contractually agreed upon in the precedent agreements. Consistent with Commission policy, Equitrans must demonstrate that the provisions will not present any risk of undue discrimination, affect the operational conditions of providing service, or result in a shipper receiving a different quality of service from that available to other shippers.¹ Please provide public copies (both clean and redline/strikeout versions) of the unexecuted Firm Transportation Service Agreement containing the provisions that Equitrans requests a Commission determination. The negotiated rates may be redacted from the copies; however, any provisions where Equitrans requests the Commission make an upfront determination may not be redacted.

Response:

The unexecuted Firm Transportation Service Agreement (both clean and redline/strikeout versions) for the Project Shipper is included as Attachments OEMR DR1. Certain information has been redacted from the agreement (the Project Shipper's negotiated rates for service and negotiated rate adjustments, which were also redacted in the signed Precedent Agreement filed in this proceeding); however, the redacted information does not include service-related items and is not applicable to Equitrans' request for a pre-determination from the Commission that the non-conforming provisions (if any) in the Firm Transportation Service Agreement are permissible.

Equitrans filed publicly in this proceeding signed Precedent Agreement with Project Shipper with limited redactions. The following provisions from the Precedent Agreement will survive following in-service and thus are included in the unexecuted Firm Transportation Agreement as noted below:

- Most Favored Nations ("MFN") clause. The Firm Transportation Service Agreement includes an MFN clause.
- Reservation Charge Crediting. The Firm Transportation Service Agreement contains a provision stating that Equitrans will provide full reservation charge credits after the first 30 days of an outage.
- Credit Agreement. The Credit Agreement attached as Exhibit 2 to the Precedent Agreement will be incorporated by reference in the Firm Transportation Service

¹ See, e.g., *Gulf South Pipeline Co., LP*, 149 FERC ¶ 61,174 at P. 104 (2014).

Equitrans, L.P.
Equitrans Expansion Project
Docket No. CP16-13-000

Responses to FERC Office of Energy Market Regulation Data Requests
Dated April 6, 2016

Agreement. The Credit Agreement for the Project Shipper was filed publicly and attached to the Precedent Agreement filed by Equitrans in this proceeding.

Equitrans requests that the Commission approve the contractual provisions included in the submitted unexecuted agreement in its Order authorizing the Project. Equitrans offered these provisions to potential shippers in order to obtain the necessary capacity commitments to advance the Project and in recognition of the Project Shipper's substantial financial commitments to the Project. Without these commitments, the Project could not go forward. The Commission's policy is to accept non-conforming provisions for initial shippers as permissible if they will not present any risk of undue discrimination, affect the operational conditions of providing service, or result in a shipper receiving a different quality of service from that available to other shippers.² Equitrans submits that all of the provisions in the unexecuted agreements are typical of the types of non-conforming contractual provisions that the Commission has found to be acceptable. To the extent these provisions are determined to be non-conforming, Equitrans requests that the Commission find them to be permissible.

Respondent: Sarah A. Shaffer
Position: Rates Director
Phone Number: 412.395.2580
Date: April 27, 2016

² See, e.g., Gulf South Pipeline Co., LP, 149 FERC ¶ 61,174, at P 104 (2014); Rockies Express Pipeline, 116 FERC ¶ 61,272, at PP 23-25, 72-73 (2006), order issuing certificates and reh'g denied, 119 FERC ¶ 61,069 (2007) (approving an MFN clause); Nw. Pipeline, 116 FERC ¶ 61,151, at P 22 (2006) (approving an MFN clause); Fayetteville Express Pipeline, 129 FERC ¶ 61,235, at P 46 (2009), order on reh'g, 132 FERC ¶ 61,077 (2010) (approving an MFN clause); Columbia Gas Transmission, LLC, 150 FERC ¶ 61,019, at P 16 (2015) (stating that Commission permits reservation charge crediting provisions that are different than tariff provisions in negotiated rate agreements); Kern River Gas Transmission Co., 135 FERC ¶ 61,050, at P 33 (2011) (recognizing a pipeline and shipper may negotiate reservation charge crediting); Egan Hub Storage, LLC, 127 FERC ¶ 61,002, at P 6 (2009) (requiring pipeline to file credit requirements); Kern River Gas Transmission Co., 128 FERC ¶ 61,073, at PP 3,6 (2009) (accepting the security agreement as a permissible non-conforming agreement); CenterPoint Energy Gas Transmission Co., 133 FERC ¶ 61,098 (2010) (requiring the pipeline to either amend its service agreements or include an attachment to the service agreement where the applicable precedent agreement credit and collateral provisions may be found); Texas Eastern Transmission, LP, 139 FERC ¶ 61,138 (2012) (approving MFN provisions and additional creditworthiness/credit support requirements).

Equitrans, L.P.
Equitrans Expansion Project
Docket No. CP16-13-000

Responses to FERC Office of Energy Market Regulation Data Requests
Dated April 6, 2016

Request:

2. Page 21 of the application states “the expected fuel usage for the new Project facilities is approximately 0.98% per Dth which is less than the Mainline System Retainage Factor of 2.72%.” However, the fuel study filed by Equitrans in Exhibit Z-1 states “the Project facilities will result in a minimal increase in system fuel consumption”, stating the average change is predicted to be an increase of 0.09 percent. Please provide further analysis clearly showing the expected impact of the project on Equitrans’ system fuel rate, taking into account the increased fuel at existing compressor stations, the fuel consumption at the new compressor station and forecasted system throughput.

Response:

The current fuel consumption on the Equitrans system is approximately 0.41% per Dth, using the base system fuel consumption data as shown in Exhibit Z-1 of the application. The expected fuel usage for the Equitrans system, including the Equitrans Expansion Project, is project to be approximately 0.50% per Dth; the overall 0.09 increase in fuel consumption is attributable to the fuel consumption for the Equitrans Expansion Project facilities and additional capacity resulting from the Project. On a standalone basis, the fuel consumption for the 600,000 Dth per day of the incremental capacity resulting from the Equitrans Expansion Project is 0.98% per Dth.

The resulting overall 0.50% per Dth of fuel consumption after the inclusion of the Equitrans Expansion Project is less than the current Equitrans Mainline System Retainage Factor of 2.72% per Dth.

Respondent: Kelsey Quan
Position: Engineer II, Gas Systems Planning
Phone Number: 412.395.2590
Date: April 27, 2016

Equitrans, L.P.
Equitrans Expansion Project
Docket No. CP16-13-000

Responses to FERC Office of Energy Market Regulation Data Requests
Dated April 6, 2016

Request:

3. In Exhibit K, Equitrans, LP (Equitrans) estimates the capitalized allowance for funds used during construction (AFUDC) to be \$9,530,937. Please provide the following in Microsoft Excel. The worksheets and/or files should retain all notes, plus any formulas supporting the calculations:
 - a. The computation and methodology to support the debt and equity cost rates used to derive the AFUDC rate;
 - b. The worksheet computations on a monthly basis to support the \$9,530,937 of AFUDC. Identify the debt/equity AFUDC amounts.
 - c. The worksheet should include the description categories and amounts included in Exhibit K.
 - d. For each month, provide a subtotal for construction base before the application of the AFUDC rate showing any subordinate calculations included in the development of the construction base.
 - e. Provide the cumulative total for each cost category at the end of each year.

Response:

The support for the debt and equity cost rates used to derive the AFUDC rate, the monthly computation of AFUDC with the debt and equity amounts, the monthly estimated capital expenditures by categories as listed in Exhibit K to the application, the subtotal of construction base before AFUDC, and the cumulative total for each cost category at the end of each year are included herein as Attachment OEMR DR3a and DR3b-e.

Respondent: Kelsey Quan
Position: Engineer II – Gas Systems Planning
Phone Number: 412.395.2590
Date: April 27, 2016

Equitrans, L.P.
Equitrans Expansion Project
Docket No. CP16-13-000

Responses to FERC Office of Energy Market Regulation Data Requests
Dated April 6, 2016

Request:

4. In Exhibit K, Equitrans estimates Other Services and Costs at \$2,014,395.
 - a. Provide a list of the components and costs of these Other Services and Costs category of costs on a monthly basis as a supplemental schedule to the schedule requested in Item 1 (above).

Response:

Other Services and Costs represent the Third Party NEPA Environmental Contractor (FERC), Legal Services, and Environmental and Civil contractors supporting FERC application preparation.

The estimated monthly capital expenditures for these services is included herein as Attachment OEMR DR4.

Respondent: Kelsey Quan
Position: Engineer II – Gas Systems Planning
Phone Number: 412.395.2590
Date: April 27, 2016

Equitrans, L.P.
Equitrans Expansion Project
Docket No. CP16-13-000

Responses to FERC Office of Energy Market Regulation Data Requests
Dated April 6, 2016

Request:

5. In a footnote, define the term “Escalation” as it is used on Exhibit K, and describe the activities included in within this category.

Response:

Although escalation is noted in the description of Line 7 of Exhibit K, escalation is not included in the Equitrans Expansion Project cost estimates; instead, this line is for contingencies only. Contingencies are typically allocated to resolve unknown and unidentified issues and risks, including, but not limited to:

- Additional landowner requests
- Contractor change orders
- Additional support by environmental consultants

Respondent: Kelsey Quan
Position: Engineer II – Gas Systems Planning
Phone Number: 412.395.2590
Date: April 27, 2016

EQUITRANS, L.P.
TRANSPORTATION SERVICE AGREEMENT
APPLICABLE TO FIRM TRANSPORTATION
SERVICE UNDER RATE SCHEDULE FTS

Contract No. _____

Dated _____

This Agreement is entered into by and between Equitrans, L.P. (“Equitrans”) and EQT Energy, LLC (“Customer”).

1. Agreement (CHECK ONE)

This is a new Agreement.

This Agreement supersedes, terminates, and cancels Contract No. _____, dated _____. The superseded contract is no longer in effect.

2. Service under this Agreement is provided pursuant to Subpart B or Subpart G of Part 284, Title 18, of the Code of Federal Regulations. Service under this Agreement is in all respects subject to and governed by the applicable Rate Schedule and the General Terms and Conditions of the Equitrans FERC Gas Tariff (“Tariff”) as they may be modified from time to time, and such are incorporated by reference. In the event that language of this Agreement or any Exhibit conflicts with Equitrans’ Tariff, the language of the Tariff will control.

3. Equitrans shall have the unilateral right to file with the Commission or other appropriate regulatory authority, in accordance with Section 4 of the Natural Gas Act, changes in Equitrans’ Tariff, including both the level and design of rates, charges, Retainage Factors and services, and the General Terms and Conditions.

4. Customer’s Maximum Daily Quantity (“MDQ”) of natural gas transported under this Agreement shall be the MDQ stated in Exhibit A to this Agreement. If service under this Agreement is associated with a firm storage agreement, Customer’s Base MDQ and Winter MDQ are stated in Alternative Exhibit A.

5. The effective date, term and associated notice and renewal provisions of this Agreement are stated in Exhibit A to this Agreement.

6. The Receipt and Delivery Points are stated in Exhibit A to this Agreement.

7. Customer shall pay Equitrans the maximum applicable rate (including all other applicable charges and Retainage Factors authorized pursuant to Rate Schedule FTS and the Tariff) for services rendered under this Agreement, unless Customer and Equitrans execute Optional Exhibit B (Discounted Rate Agreement) or Optional Exhibit C (Negotiated Rate Agreement).

8. Exhibits are incorporated by reference into this Agreement upon their execution. Customer and Equitrans may amend any attached Exhibit by mutual agreement, which amendments shall be reflected in a revised Exhibit, and shall be incorporated by reference as part of this Agreement.

IN WITNESS WHEREOF, Customer and Equitrans have executed this Agreement by their duly authorized officers, effective as of the date indicated above.

CUSTOMER:

By _____
(Date)

Title _____

EQUITRANS, L.P.:

By _____
(Date)

Title _____

EXHIBIT A
to the
TRANSPORTATION SERVICE AGREEMENT
between EQUITRANS, L.P.
and
EQT Energy, LLC,
pursuant to Rate Schedule FTS
Contract No. _____ Dated _____

This Exhibit A is dated _____.
Any previously executed Exhibit A under this Agreement is terminated and is no longer in effect.

1. Notices and Correspondence shall be sent to:

Equitrans, L.P.

EQT Plaza
625 Liberty Avenue Ste 1700
Pittsburgh, PA 15222-3111
Attn: Gas Transportation Dept.
Phone: (412) 395-3230
Facsimile: (412) 395-3347
E-mail Address: _____

EQT Energy LLC

Address:

EQT Plaza
625 Liberty Avenue Ste 1700
Pittsburgh, PA 15222-3111

Representative: Paul Kress
Phone: (412) 395-3232
Facsimile: (412) 395-2675
E-mail Address: PKress@eqt.com
DUNS: 03-585-8708
Federal Tax I.D. No.: 02-0750473
Other contact information if applicable:

2. Service Under this Agreement is provided on:

- Mainline System
- Sunrise Transmission System
- Allegheny Valley Connector

3. Maximum Daily Quantity (MDQ): 400,000 Dth **Effective Date** See Section 5 below

4. Primary Receipt and Delivery Point(s)

| <u>Primary Receipt Point(s)**</u> <u>(Meter No. and/or Meter Name)</u> | <u>Base</u> <u>MDQ Allocation</u> | <u>Winter</u> <u>MDQ Allocation</u> | <u>Effective</u> <u>Date</u> |
|---|--------------------------------------|--|---------------------------------|
|---|--------------------------------------|--|---------------------------------|



** Receipt point MDQs do not include quantities required for retainage.

| <u>Primary Delivery Point(s)</u> <u>(Meter No. and/or Meter Name)</u> | <u>Base</u> <u>MDQ Allocation</u> | <u>Winter</u> <u>MDQ Allocation</u> | <u>Effective</u> <u>Date</u> |
|--|--------------------------------------|--|---------------------------------|
|--|--------------------------------------|--|---------------------------------|

| | | | |
|---------------------------------|-------------|-------------|---------------------|
| TBD – MVP Mobley or MVP Webster | 400,000 Dth | 400,000 Dth | See Section 5 below |
|---------------------------------|-------------|-------------|---------------------|

5. Effective Date and Term: This Exhibit A is effective the later of (i) November 1, 2018 or (ii) the first day of the month immediately following the date on which both (a) Equitrans is authorized by FERC to commence service on the Equitrans Expansion Project facilities and Equitrans is first able, in its reasonable judgment, to render service to Customer utilizing the Project Capacity and (b) Mountain Valley Pipeline, LLC is authorized by FERC to commence service on the proposed Mountain Valley Pipeline facilities from the Mobley area in Wetzel County, West Virginia to Pittsylvania County, Virginia and continues in full force and effect for a primary period of twenty (20) years.* For agreements twelve (12) months or longer, Customer and/or Equitrans may terminate the agreement at the end of the primary term by providing at least six (6) months prior written notice of such intent to terminate.

At the expiration of the primary term, this Exhibit A has the following renewal term (choose one):

- no renewal term
- through _____ [insert date]*
- for a period of _____ [insert length of renewal term]*
- year to year* (subject to termination on _____ months prior written notice)
- month to month (subject to termination by either party upon _____ days written notice prior to contract expiration)
- other (described in section 6 below)

* In accordance with Section 6.21 of the General Terms and Conditions, a right of first refusal may apply; any contractual right of first refusal will be set forth in Section 6 of this Exhibit A.

6. Other Special Provisions:

Any capitalized terms used but not defined herein shall have the meanings ascribed to them in the Precedent Agreement dated October 26, 2015 between the parties. Customer shall have the right of first refusal with respect to the MDQ at the expiration of the Primary Term, for a renewal term of no less than five (5) years, in accordance with Equitrans' FERC Gas Tariff.

This Agreement incorporates the Credit Agreement dated October 26, 2015 entered into by and between Equitrans and Customer and any amendment or restatements thereto.

IN WITNESS WHEREOF, Customer and Equitrans have executed this Exhibit A by their duly authorized officers, effective as of the date indicated above.

CUSTOMER:

EQUITRANS, L.P.:

By _____
(Date)

By _____
(Date)

Title _____

Title _____

OPTIONAL EXHIBIT C
to the
TRANSPORTATION SERVICE AGREEMENT
between EQUITRANS, L.P.
and
EQT Energy, LLC,
pursuant to Rate Schedule FTS
Contract No. _____ Dated _____

This Exhibit C is dated _____.
Any previously executed Exhibit C under this Agreement is terminated and is no longer in effect.

Negotiated Rate Agreement

1. In accordance with Section 6.30 of the General Terms and Conditions of Equitrans' Tariff, Equitrans and Customer agree that the following negotiated rate provisions will apply under the Agreement:

[REDACTED]

[REDACTED]

[REDACTED]

[REDACTED]

[REDACTED]

[REDACTED]

[REDACTED]

[REDACTED]

[REDACTED]

[REDACTED]

[REDACTED]

[REDACTED]

[REDACTED]

[REDACTED]

[REDACTED]

[REDACTED]

[REDACTED]

[REDACTED]

[REDACTED]

[REDACTED]

[REDACTED]

The Monthly Reservation Rate agreed upon herein shall be adjusted annually during the term of this Agreement to reflect any material increase in applicable county, state, or federal income tax or ad valorem tax or similar governmental fees or charges (except as provided for in Section ___ below) applicable to Equitrans solely with respect to the Project as measured from the date hereof (“Tax Increase”) where such Tax Increase would in the reasonable judgment of Equitrans increase the costs applicable to providing service to Customer under the Agreement. Such adjustment for Tax Increases shall be in increments of not less than \$0.01/Dth.

Customer shall not be entitled to reservation charge credits in the event of a service outage affecting the transportation service to be provided under this Agreement lasting up to thirty (30) days, after which time Customer shall be entitled to full reservation charge credits.

In addition to the fixed Monthly Reservation rate as set forth in the FERC Gas Tariff or as otherwise agreed to by Equitrans and Customer, Customer shall pay for all Project service: (1) actual fuel and lost and unaccounted-for gas to recover fuel usage, lost and unaccounted for gas on the Project (“Retainage Rate”), (2) the applicable FERC ACA surcharge, and (3) any future surcharges either mandated by FERC or initiated by another governmental agency or an entity not affiliated with Equitrans which are approved by FERC. The Retainage Rate will be considered a negotiated Retainage Rate, subject to FERC’s negotiated rate policies.

Equitrans will retain 1.0% of Customer's nominated receipts volumes to recover fuel, lost and unaccounted for gas ("Estimated Retainage Rate"). Provided, however, Customer shall be assessed the Mainline fuel retention rate in Equitrans' Tariff for volumes nominated to storage injections and withdrawals or on-system non-interstate pipeline delivery points.

Within 60 days after the end of each calendar quarter, Equitrans will calculate for each month of the quarter actual fuel and lost and unaccounted for gas rate for Equitrans' system ("Actual Fuel and LUF Rate") by taking the difference between monthly actual measured dekatherms received. The Estimated Retainage Rate less Actual Fuel and LUF Rate will be multiplied by Customer's monthly nominated volumes during the preceding calendar quarter to determine the monthly volumes owed to either Equitrans or Customer ("True-up Volumes"). If the True-up Volumes are negative, gas is due to Equitrans and if the True-up Volumes are positive, gas is due to Customer.

Customer and Equitrans agree that payback of the True-up Volumes will take place over the sixty (60) day period following notice by Equitrans to Customer of the True-up Volumes as calculated by the above methodology.

Equitrans and Customer agree that the Estimated Retainage Rate will be adjusted sixty (60) days after the end of each calendar year to reflect actual fuel and lost and unaccounted for gas for the most recent annual period.

Customer shall have most favored nation status with respect to transportation on the Project with respect to this Agreement. If at any time during the term of this Agreement or for the first five years following the Effective Date, Equitrans is or becomes a party to any discounted or negotiated rate precedent agreement or service agreement with any party other than Customer for firm transportation service with respect to the Project Capacity from the Receipt Points [REDACTED] to the Delivery Points of MVP Mobley or MVP Webster for an MDQ that (I) is less than or equal to Customer's MDQ under this Agreement for service between the specified points, (II) is at rates that are lower than the rates for firm service under this Agreement as provided for herein for service between the specified points, and (III) has a five (5) year minimum term, then within five (5) business days of executing such discounted or negotiated rate precedent agreement or service agreement, Equitrans will notify Customer of such lower rate (such notice, an "MFN Notice"). Within thirty (30) business days of receipt of an MFN Notice from Equitrans, Customer shall notify Equitrans whether Customer wishes to amend this service agreement to provide for such lower rate for firm transportation service hereunder, only with respect to service between the points specified in this Section.

Except as expressly stated herein, Equitrans' applicable maximum rates and charges set forth in the Statement of Rates of its Tariff continue to apply.

2. Customer acknowledges that it is electing Negotiated Rates as an alternative to the rates and charges set forth in the Statement of Rates of Equitrans' Tariff applicable to Rate Schedule FTS, as revised from time to time.

3. This Exhibit C is effective the later of (i) November 1, 2018 or (ii) the first day of the month immediately following the date on which both (a) Equitrans is authorized by FERC to commence service on the Equitrans Expansion Project facilities and Equitrans is

first able, in its reasonable judgment, to render service to Customer utilizing the Project Capacity and (b) Mountain Valley Pipeline, LLC is authorized by FERC to commence service on the proposed Mountain Valley Pipeline facilities from the Mobley area in Wetzel County, West Virginia to Pittsylvania County, Virginia and continues in effect for a primary period of twenty (20) years.

4. In the event any provision of this Exhibit C is held to be invalid, illegal or unenforceable by any court, regulatory agency, or tribunal of competent jurisdiction, the validity, legality, and enforceability of the remaining provisions, terms or conditions shall not in any way be affected or impaired thereby, and the term, condition, or provision which is held illegal or invalid shall be deemed modified to conform to such rule of law, but only for the period of time such order, rule, regulation, or law is in effect.

5. Other Special Provisions:

None.

IN WITNESS WHEREOF, Customer and Equitrans have executed this Exhibit C by their duly authorized officers, effective as of the date indicated above.

CUSTOMER:

EQUITRANS, L.P.:

By _____
(Date)

By _____
(Date)

Title _____

Title _____

Equitrans, L.P.
Equitrans Expansion Project
Docket No. CP16-13-000
Attachment OEMR DR3a

AFUDC Rate

| | Rate Base (1) | Capital Structure (2) | Cost (3) | Weighted Cost (4) |
|---|------------------|-----------------------------|-------------|-------------------------|
| 1 Long Term Debt | | 41.98% | 4.00% | 1.68% |
| 2 Common Equity | | 58.02% | 12.12% | 7.03% |
| 3 AFUDC Rate | | | | 8.71% |
| 4 Monthly AFUDC (simple interest) | | | | 0.726% |
| 5 Monthly AFUDC (semi-annual compounding) | | | | 0.713% |

Response to OEMR Data Request

Question No. 3b-e

Investment in Current Period by Category

| <u>Line No.</u> | <u>Description</u> | <u>Notes</u> | <u>2015</u> |
|-----------------|--|--------------|-------------|
| 1 | ROW/Site Cost | | 737,756 |
| 2 | Environmental and Civil Surveys | | 593,128 |
| 3 | Material | | - |
| 4 | Construction Installation | | - |
| 5 | Inspection and X-Ray Services | | - |
| 6 | Other Services and Costs | | 465,828 |
| 7 | Contingencies | | 111,607 |
| 8 | Line Pack | | - |
| 9 | Overheads | | 208,389 |
| 17 | Cost of Facilities in Current Period | | 2,116,709 |
| 18 | Cumulative Investment (w/o AFUDC) | | 2,116,709 |
| 19 | Cumulative Capital (AFUDC Base) | | 2,116,709 |
| 20 | Annual AFUDC Rate | | 8.71% |
| 21 | Effective Rate for Semi-Annual Compounding | | 0.713% |
| 22 | AFUDC in Current Period | | 61,328 |
| 23 | Cumulative AFUDC | | 61,328 |
| 24 | Debt % | | 0.137% |
| 25 | Equity% | | 0.576% |
| 26 | Debt Amount | | - |
| 27 | Equity Amount | | - |
| 28 | Current Period Total | | - |
| 29 | Grand Total Costs of Facilities (with AFUDC) | | 2,178,037 |

Response to OEMR Data Request

Question No. 3b-e

Investment in Current Period by Category

| <u>Line No.</u> | <u>Description</u> | <u>Notes</u> | <u>Annual Totals 2015</u> |
|-----------------|--------------------|--------------|---------------------------|
| 1 | ROW/Site Cost | | 1,148,449 |

| | | |
|----|--|-----------|
| 2 | Environmental and Civil Surveys | 595,082 |
| 3 | Material | 988,104 |
| 4 | Construction Installation | - |
| 5 | Inspection and X-Ray Services | - |
| 6 | Other Services and Costs | 641,177 |
| 7 | Contingencies | 289,371 |
| 8 | Line Pack | - |
| 9 | Overheads | 399,910 |
| 17 | Cost of Facilities in Current Period | 4,062,094 |
| 18 | Cumulative Investment (w/o AFUDC) | 4,062,094 |
| 19 | Cumulative Capital (AFUDC Base) | 4,062,094 |
| 20 | Annual AFUDC Rate | 8.71% |
| 21 | Effective Rate for Semi-Annual Compounding | 0.713% |
| 22 | AFUDC in Current Period | 109,897 |
| 23 | Cumulative AFUDC | 109,897 |
| 24 | Debt % | 0.137% |
| 25 | Equity% | 0.576% |
| 26 | Debt Amount | - |
| 27 | Equity Amount | - |
| 28 | Current Period Total | - |
| 29 | Grand Total Costs of Facilities (with AFUDC) | 4,171,992 |

Response to OEMR Data Request

Question No. 3b-e

Investment in Current Period by Category

| Line | | Annual Totals |
|-------------|---------------------------------|----------------------|
| No. | Description | 2015 |
| 1 | ROW/Site Cost | - |
| 2 | Environmental and Civil Surveys | - |
| 3 | Material | - |
| 4 | Construction Installation | - |
| 5 | Inspection and X-Ray Services | - |
| 6 | Other Services and Costs | - |
| 7 | Contingencies | - |
| 8 | Line Pack | - |
| 9 | Overheads | - |

| | | |
|----|--|--------|
| 17 | Cost of Facilities in Current Period | - |
| 18 | Cumulative Investment (w/o AFUDC) | - |
| 19 | Cumulative Capital (AFUDC Base) | - |
| 20 | Annual AFUDC Rate | 8.71% |
| 21 | Effective Rate for Semi-Annual Compounding | 0.713% |
| 22 | AFUDC in Current Period | - |
| 23 | Cumulative AFUDC | - |
| 24 | Debt % | 0.137% |
| 25 | Equity% | 0.576% |
| 26 | Debt Amount | - |
| 27 | Equity Amount | - |
| 28 | Current Period Total | - |
| 29 | Grand Total Costs of Facilities (with AFUDC) | - |


Response to OEMR Data Request**Question No. 3b-e****Investment in Current Period by Category**

| Line | | Annual Totals |
|-------------------|--|----------------------|
| <u>No.</u> | <u>Description</u> | <u>2015</u> |
| 1 | ROW/Site Cost | 160,273 |
| 2 | Environmental and Civil Surveys | 75,054 |
| 3 | Material | - |
| 4 | Construction Installation | - |
| 5 | Inspection and X-Ray Services | - |
| 6 | Other Services and Costs | 73,511 |
| 7 | Contingencies | 25,391 |
| 8 | Line Pack | - |
| 9 | Overheads | 36,498 |
| 17 | Cost of Facilities in Current Period | 370,726 |
| 18 | Cumulative Investment (w/o AFUDC) | 370,726 |
| 19 | Cumulative Capital (AFUDC Base) | 370,726 |
| 20 | Annual AFUDC Rate | 8.71% |
| 21 | Effective Rate for Semi-Annual Compounding | 0.713% |
| 22 | AFUDC in Current Period | 6,666 |
| 23 | Cumulative AFUDC | 6,666 |

| | | |
|----|--|---------|
| 24 | Debt % | 0.137% |
| 25 | Equity% | 0.576% |
| 26 | Debt Amount | - |
| 27 | Equity Amount | - |
| 28 | Current Period Total | - |
| 29 | Grand Total Costs of Facilities (with AFUDC) | 377,392 |

Response to OEMR Data Request**Question No. 3b-e****Investment in Current Period by Category**

| <u>Line No.</u> | <u>Description</u> | <u>Notes</u> | <u>Annual Totals 2015</u> |
|-----------------|--|--------------|---------------------------|
| 1 | ROW/Site Cost | | 2,046,479 |
| 2 | Environmental and Civil Surveys | | 1,263,265 |
| 3 | Material | | 988,104 |
| 4 | Construction Installation | | - |
| 5 | Inspection and X-Ray Services | | - |
| 6 | Other Services and Costs | | 1,180,516 |
| 7 | Contingencies and Escalation | | 426,370 |
| 8 | Line Pack | | - |
| 9 | Overheads | | 644,797 |
| 17 | Cost of Facilities in Current Period | | 6,549,529 |
| 18 | Cumulative Investment (w/o AFUDC) | | 6,549,529 |
| 19 | Cumulative Capital (AFUDC Base) | | 6,549,529 |
| 20 | Annual AFUDC Rate | | 8.71% |
| 21 | Effective Rate for Semi-Annual Compounding | | 0.713% |
| 22 | AFUDC in Current Period | | 177,892 |
| 23 | Cumulative AFUDC | | 177,892 |
| 24 | Debt % | | 0.137% |
| 25 | Equity% | | 0.576% |
| 26 | Debt Amount | | - |
| 27 | Equity Amount | | - |
| 28 | Current Period Total | | - |
| 29 | Grand Total Costs of Facilities (with AFUDC) | | 6,727,421 |



| Annual Totals | | | | | Projected |
|----------------------|-------------|-------------|-------------|--------------|------------------|
| <u>2016</u> | <u>2017</u> | <u>2018</u> | <u>2019</u> | <u>Total</u> | <u>Apr-15</u> |
| 446,117 | 16,127 | - | - | 1,200,000.14 | - |
| 100,501 | 14,775 | - | - | 708,404 | - |
| 2,591,310 | 5,541,690 | - | - | 8,133,000 | - |
| 1,701,632 | 28,773,617 | 4,284,752 | - | 34,760,000 | - |
| - | 3,854,500 | 760,500 | - | 4,615,000 | - |
| 224,172 | 10,000 | - | - | 700,000 | - |
| 314,546 | 2,374,439 | 313,704 | - | 3,114,296 | - |
| - | 14,296 | 4,928 | - | 19,224 | - |
| 587,308 | 4,433,459 | 585,737 | - | 5,814,892 | - |
| 5,965,586 | 45,032,902 | 5,949,621 | - | | - |
| 8,082,294 | 53,115,196 | 59,064,817 | 59,064,817 | | - |
| 8,082,294 | 53,115,196 | 59,064,817 | 59,064,817 | | - |
| 8.71% | 8.71% | 8.71% | 8.71% | | 8.71% |
| 0.713% | 0.713% | 0.713% | 0.713% | | 0.713% |
| 365,046 | 2,303,581 | - | - | 2,729,955 | - |
| 426,374 | 2,729,955 | 2,729,955 | 2,729,955 | | - |
| 0.137% | 0.137% | 0.137% | 0.137% | | 0.137% |
| 0.576% | 0.576% | 0.576% | 0.576% | | 0.576% |
| - | - | - | - | | - |
| - | - | - | - | | - |
| - | - | - | - | | - |
| 8,508,668 | 55,845,151 | 61,794,772 | 61,794,772 | | - |
| | | | | | F |
| <u>2016</u> | <u>2017</u> | <u>2018</u> | <u>2019</u> | | <u>Apr-15</u> |
| 651,551 | - | - | - | 1,800,000 | - |


| | | | | | |
|------------|------------|------------|------------|------------|--------|
| 489,104 | 29,020 | - | - | 1,113,207 | - |
| 11,898,588 | 15,392,308 | 9,844,448 | 26,553 | 38,150,000 | - |
| 3,948,389 | 9,100,837 | 5,939,753 | 16,021 | 19,005,000 | - |
| 216,258 | 664,357 | 306,558 | 827 | 1,188,000 | - |
| 406,021 | 52,802 | - | - | 1,100,000 | - |
| 1,510,848 | 2,165,416 | 1,380,512 | 3,724 | 5,349,870 | - |
| - | - | - | - | - | - |
| 2,087,987 | 2,992,598 | 1,907,863 | 5,146 | 7,393,504 | - |
| 21,208,745 | 30,397,338 | 19,379,133 | 52,270 | - | - |
| 25,270,839 | 55,668,177 | 75,047,310 | 75,099,580 | - | - |
| 25,270,839 | 55,668,177 | 75,047,310 | 75,099,580 | - | - |
| 8.71% | 8.71% | 8.71% | 8.71% | 8.71% | 8.71% |
| 0.713% | 0.713% | 0.713% | 0.713% | 0.713% | 0.713% |
| 956,821 | 3,864,472 | 1,366,578 | - | 6,297,768 | - |
| 1,066,719 | 4,931,191 | 6,297,768 | 6,297,768 | - | - |
| 0.137% | 0.137% | 0.137% | 0.137% | 0.137% | 0.137% |
| 0.576% | 0.576% | 0.576% | 0.576% | 0.576% | 0.576% |
| - | - | - | - | - | - |
| - | - | - | - | - | - |
| - | - | - | - | - | - |
| 26,337,557 | 60,599,368 | 81,345,079 | 81,397,349 | - | - |

| <u>2016</u> | <u>2017</u> | <u>2018</u> | <u>2019</u> | <u>F</u> <u>Apr-15</u> | |
|-------------|-------------|-------------|-------------|---------------------------|---|
| - | - | - | - | - | - |
| 52,500 | 52,500 | - | - | 105,000 | - |
| 22,125 | 508,875 | 2,032,550 | 386,450 | 2,950,000 | - |
| 28,163 | 1,802,738 | 7,410,195 | 1,408,905 | 10,650,000 | - |
| 15,563 | 357,938 | 1,429,675 | 271,825 | 2,075,000 | - |
| 858 | 19,733 | 78,818 | 14,986 | 114,395 | - |
| 10,658 | 245,130 | 979,100 | 186,157 | 1,421,046 | - |
| - | - | - | - | - | - |
| 14,181 | 326,171 | 1,302,793 | 247,701 | 1,890,846 | - |

| | | | | |
|-------------|-------------|-------------|-------------|---------------|
| 144,047 | 3,313,085 | 13,233,132 | 2,516,024 | - |
| 144,047 | 3,457,132 | 16,690,264 | 19,206,287 | - |
| 144,047 | 3,457,132 | 16,690,264 | 19,206,287 | - |
| 8.71% | 8.71% | 8.71% | 8.71% | 8.71% |
| 0.713% | 0.713% | 0.713% | 0.713% | 0.713% |
| - | - | - | - | - |
| - | - | - | - | - |
| 0.137% | 0.137% | 0.137% | 0.137% | 0.137% |
| 0.576% | 0.576% | 0.576% | 0.576% | 0.576% |
| - | - | - | - | - |
| - | - | - | - | - |
| - | - | - | - | - |
| 144,047 | 3,457,132 | 16,690,264 | 19,206,287 | - |
| F | | | | |
| <u>2016</u> | <u>2017</u> | <u>2018</u> | <u>2019</u> | <u>Apr-15</u> |
| 298,525 | 36,101 | 26,101 | - | 521,000 |
| 21,836 | - | 5,110 | - | 102,000 |
| 917,656 | 2,825,958 | 416,387 | - | 4,160,000 |
| 276,485 | 1,570,675 | 242,841 | - | 2,090,000 |
| 27,449 | 179,530 | 23,021 | - | 230,000 |
| 18,980 | - | 7,510 | - | 100,000 |
| 264,636 | 242,898 | 59,275 | - | 592,200 |
| - | - | - | - | - |
| 199,352 | 530,184 | 85,203 | - | 851,236 |
| 2,024,918 | 5,385,345 | 865,447 | - | - |
| 2,395,644 | 7,780,989 | 8,646,436 | 8,646,436 | - |
| 2,395,644 | 7,780,989 | 8,646,436 | 8,646,436 | - |
| 8.71% | 8.71% | 8.71% | 8.71% | 8.71% |
| 0.713% | 0.713% | 0.713% | 0.713% | 0.713% |
| 87,888 | 408,659 | - | - | 503,214 |
| 94,554 | 503,214 | 503,214 | 503,214 | - |

| | | | | |
|------------------|------------------|------------------|------------------|---------------|
| 0.137% | 0.137% | 0.137% | 0.137% | 0.137% |
| 0.576% | 0.576% | 0.576% | 0.576% | 0.576% |
| - | - | - | - | - |
| - | - | - | - | - |
| - | - | - | - | - |
| 2,490,198 | 8,284,202 | 9,149,650 | 9,149,650 | - |

| <u>2016</u> | <u>2017</u> | <u>2018</u> | <u>2019</u> | | <u>F</u> <u>Apr-15</u> |
|-------------------|--------------------|--------------------|--------------------|------------|---------------------------|
| 1,396,193 | 52,227 | 26,101 | - | 3,521,000 | - |
| 663,940 | 96,295 | 5,110 | - | 2,028,611 | - |
| 15,429,678 | 24,268,831 | 12,293,384 | 413,003 | 53,393,000 | - |
| 5,954,667 | 41,247,866 | 17,877,541 | 1,424,926 | 66,505,000 | - |
| 259,270 | 5,056,324 | 2,519,755 | 272,652 | 8,108,000 | - |
| 650,031 | 82,535 | 86,328 | 14,986 | 2,014,395 | - |
| 2,100,687 | 5,027,883 | 2,732,591 | 189,881 | 10,477,412 | - |
| - | 14,296 | 4,928 | - | 19,224 | - |
| 2,888,828 | 8,282,411 | 3,881,595 | 252,847 | 15,950,478 | - |
| 29,343,295 | 84,128,669 | 39,427,333 | 2,568,294 | | - |
| 35,892,824 | 120,021,494 | 159,448,827 | 162,017,121 | | - |
| 35,892,824 | 120,021,494 | 159,448,827 | 162,017,121 | | - |
| 8.71% | 8.71% | 8.71% | 8.71% | | 8.71% |
| 0.713% | 0.713% | 0.713% | 0.713% | | 0.713% |
| 1,409,755 | 6,576,713 | 1,366,578 | - | 9,530,937 | - |
| 1,587,647 | 8,164,359 | 9,530,937 | 9,530,937 | | - |
| 0.137% | 0.137% | 0.137% | 0.137% | | 0.137% |
| 0.576% | 0.576% | 0.576% | 0.576% | | 0.576% |
| - | - | - | - | | - |
| - | - | - | - | | - |
| - | - | - | - | | - |
| 37,480,471 | 128,185,853 | 168,979,764 | 171,548,058 | | - |



| | | | | | | |
|--------|--------|--------|--------|--------|--------|--------|
| - | - | - | - | - | - | - |
| - | - | - | - | - | - | - |
| - | - | - | - | - | - | - |
| 8.71% | 8.71% | 8.71% | 8.71% | 8.71% | 8.71% | 8.71% |
| 0.713% | 0.713% | 0.713% | 0.713% | 0.713% | 0.713% | 0.713% |
| - | - | - | - | - | - | - |
| - | - | - | - | - | - | - |
| 0.137% | 0.137% | 0.137% | 0.137% | 0.137% | 0.137% | 0.137% |
| 0.576% | 0.576% | 0.576% | 0.576% | 0.576% | 0.576% | 0.576% |
| - | - | - | - | - | - | - |
| - | - | - | - | - | - | - |
| - | - | - | - | - | - | - |
| - | - | - | - | - | - | - |

**Interconnect a
Docket**

| <u>F</u> <u>May-15</u> | <u>F</u> <u>Jun-15</u> | <u>F</u> <u>Jul-15</u> | <u>F</u> <u>Aug-15</u> | <u>F</u> <u>Sep-15</u> | <u>F</u> <u>Oct-15</u> | <u>F</u> <u>Nov-15</u> |
|---------------------------|---------------------------|---------------------------|---------------------------|---------------------------|---------------------------|---------------------------|
| - | - | - | 32,055 | 32,055 | 32,055 | 32,055 |
| - | - | - | 15,011 | 15,011 | 15,011 | 15,011 |
| - | - | - | - | - | - | - |
| - | - | - | - | - | - | - |
| - | - | - | 14,702 | 14,702 | 14,702 | 14,702 |
| - | - | - | 5,078 | 5,078 | 5,078 | 5,078 |
| - | - | - | - | - | - | - |
| - | - | - | 7,300 | 7,300 | 7,300 | 7,300 |
| - | - | - | 74,145 | 74,145 | 74,145 | 74,145 |
| - | - | - | 74,145 | 148,290 | 222,436 | 296,581 |
| - | - | - | 74,410 | 149,350 | 224,824 | 300,837 |
| 8.71% | 8.71% | 8.71% | 8.71% | 8.71% | 8.71% | 8.71% |
| 0.713% | 0.713% | 0.713% | 0.713% | 0.713% | 0.713% | 0.713% |
| - | - | - | 264 | 795 | 1,329 | 1,868 |
| - | - | - | 264 | 1,059 | 2,389 | 4,256 |

| | | | | | | |
|--------|--------|--------|--------|---------|---------|---------|
| 0.137% | 0.137% | 0.137% | 0.137% | 0.137% | 0.137% | 0.137% |
| 0.576% | 0.576% | 0.576% | 0.576% | 0.576% | 0.576% | 0.576% |
| - | - | - | 51 | 153 | 256 | 360 |
| - | - | - | 213 | 642 | 1,073 | 1,508 |
| - | - | - | - | - | - | - |
| - | - | - | 74,674 | 150,409 | 227,213 | 305,094 |

**Tota
Docket**

| <u>F</u> <u>May-15</u> | <u>F</u> <u>Jun-15</u> | <u>F</u> <u>Jul-15</u> | <u>F</u> <u>Aug-15</u> | <u>F</u> <u>Sep-15</u> | <u>F</u> <u>Oct-15</u> | <u>F</u> <u>Nov-15</u> |
|---------------------------|---------------------------|---------------------------|---------------------------|---------------------------|---------------------------|---------------------------|
| 233,950 | 233,950 | 233,950 | 266,005 | 266,005 | 271,005 | 271,005 |
| 160,295 | 160,295 | 160,295 | 175,306 | 175,306 | 175,306 | 130,270 |
| - | - | - | 560,976 | - | - | 45,036 |
| - | - | - | - | - | - | - |
| - | - | - | - | - | - | - |
| 140,251 | 140,251 | 140,251 | 154,953 | 154,953 | 149,953 | 149,953 |
| 40,539 | 40,539 | 40,539 | 93,747 | 45,618 | 45,618 | 45,618 |
| - | - | - | - | - | - | - |
| 62,794 | 62,794 | 62,794 | 136,608 | 70,093 | 70,093 | 70,093 |
| 637,830 | 637,830 | 637,830 | 1,387,594 | 711,975 | 711,975 | 711,975 |
| 637,830 | 1,275,660 | 1,913,490 | 3,301,084 | 4,013,059 | 4,725,034 | 5,437,009 |
| 637,830 | 1,275,660 | 1,913,490 | 3,301,084 | 4,013,059 | 4,725,034 | 5,437,009 |
| 8.71% | 8.71% | 8.71% | 8.71% | 8.71% | 8.71% | 8.71% |
| 0.713% | 0.713% | 0.713% | 0.713% | 0.713% | 0.713% | 0.713% |
| 2,274 | 6,839 | 11,436 | 18,739 | 26,359 | 31,624 | 36,926 |
| 2,274 | 9,113 | 20,549 | 39,288 | 65,647 | 97,270 | 134,197 |
| 0.137% | 0.137% | 0.137% | 0.137% | 0.137% | 0.137% | 0.137% |
| 0.576% | 0.576% | 0.576% | 0.576% | 0.576% | 0.576% | 0.576% |
| 438 | 1,318 | 2,204 | 3,612 | 5,081 | 6,096 | 7,118 |
| 1,836 | 5,520 | 9,231 | 15,127 | 21,278 | 25,528 | 29,808 |
| - | - | - | - | - | - | - |
| 640,104 | 1,284,773 | 1,934,038 | 3,340,372 | 4,078,705 | 4,822,304 | 5,571,206 |

Equitrans, L.P.
Pipelines
No. CP16-13-000

| Projected <u>Dec-15</u> | Projected <u>Jan-16</u> | Projected <u>Feb-16</u> | Projected <u>Mar-16</u> | Projected <u>Apr-16</u> | Projected <u>May-16</u> |
|----------------------------|----------------------------|----------------------------|----------------------------|----------------------------|----------------------------|
| 95,348 | 76,344 | 76,344 | 57,211 | 57,211 | 57,211 |
| 74,141 | 10,000 | 10,000 | 10,000 | 10,000 | 10,000 |
| | 36,433 | 36,433 | 36,433 | 36,433 | 36,433 |
| | 46,712 | 65,411 | 83,274 | 100,945 | 100,945 |
| 55,100 | 55,100 | 36,401 | 37,671 | 20,000 | 20,000 |
| 13,951 | 13,951 | 13,951 | 13,951 | 13,951 | 13,951 |
| 26,049 | 26,049 | 26,049 | 26,049 | 26,049 | 26,049 |
| 264,589 | 264,589 | 264,589 | 264,589 | 264,589 | 264,589 |
| 2,116,709 | 2,381,297 | 2,645,886 | 2,910,474 | 3,175,063 | 3,439,652 |
| 2,178,037 | 2,459,100 | 2,742,168 | 3,027,255 | 3,314,374 | 3,603,541 |
| 8.71% | 8.71% | 8.71% | 8.71% | 8.71% | 8.71% |
| 0.713% | 0.713% | 0.713% | 0.713% | 0.713% | 0.713% |
| 14,485 | 16,475 | 18,479 | 20,498 | 22,531 | 24,578 |
| 61,328 | 77,803 | 96,282 | 116,780 | 139,311 | 163,889 |
| 0.137% | 0.137% | 0.137% | 0.137% | 0.137% | 0.137% |
| 0.576% | 0.576% | 0.576% | 0.576% | 0.576% | 0.576% |
| 2,792 | 3,176 | 3,562 | 3,951 | 4,343 | 4,738 |
| 11,693 | 13,299 | 14,917 | 16,547 | 18,188 | 19,840 |
| - | - | - | - | - | - |
| 2,239,365 | 2,536,904 | 2,838,451 | 3,144,035 | 3,453,685 | 3,767,430 |

Equitrans, L.P.
Compressor Station
No. CP16-13-000

| F <u>Dec-15</u> | F <u>Jan-16</u> | F <u>Feb-16</u> | F <u>Mar-16</u> | F <u>Apr-16</u> | F <u>May-16</u> |
|--------------------|--------------------|--------------------|--------------------|--------------------|--------------------|
| 143,206 | 103,606 | 103,606 | 103,606 | 108,041 | 103,666 |

| | | | | | |
|--------|--------|--------|--------|--------|--------|
| - | - | - | - | - | - |
| - | - | - | - | - | - |
| - | - | - | - | - | - |
| 8.71% | 8.71% | 8.71% | 8.71% | 8.71% | 8.71% |
| 0.713% | 0.713% | 0.713% | 0.713% | 0.713% | 0.713% |
| - | - | - | - | - | - |
| - | - | - | - | - | - |
| 0.137% | 0.137% | 0.137% | 0.137% | 0.137% | 0.137% |
| 0.576% | 0.576% | 0.576% | 0.576% | 0.576% | 0.576% |
| - | - | - | - | - | - |
| - | - | - | - | - | - |
| - | - | - | - | - | - |
| - | - | - | - | - | - |

**Equitrans, L.P.
 and Tap Facilities
 No. CP16-13-000**

| <u>F</u> <u>Dec-15</u> | <u>F</u> <u>Jan-16</u> | <u>F</u> <u>Feb-16</u> | <u>F</u> <u>Mar-16</u> | <u>F</u> <u>Apr-16</u> | <u>F</u> <u>May-16</u> |
|---------------------------|---------------------------|---------------------------|---------------------------|---------------------------|---------------------------|
| 32,055 | 32,055 | 32,055 | 32,055 | 32,055 | 32,055 |
| 15,011 | 11,814 | 5,011 | 5,011 | | |
| 14,702 | 4,702 | 2,002 | 2,002 | 2,002 | 2,002 |
| 5,078 | 18,275 | 27,778 | 27,778 | 32,789 | 32,789 |
| - | - | - | - | - | - |
| 7,300 | 7,300 | 7,300 | 7,300 | 7,300 | 7,300 |
| 74,145 | 74,145 | 74,145 | 74,145 | 74,145 | 74,145 |
| 370,726 | 444,871 | 519,016 | 593,161 | 667,306 | 741,451 |
| 377,392 | 454,492 | 532,142 | 610,346 | 689,108 | 768,432 |
| 8.71% | 8.71% | 8.71% | 8.71% | 8.71% | 8.71% |
| 0.713% | 0.713% | 0.713% | 0.713% | 0.713% | 0.713% |
| 2,410 | 2,956 | 3,505 | 4,059 | 4,617 | 5,178 |
| 6,666 | 9,621 | 13,127 | 17,186 | 21,803 | 26,981 |

| | | | | | |
|---------|---------|---------|---------|---------|---------|
| 0.137% | 0.137% | 0.137% | 0.137% | 0.137% | 0.137% |
| 0.576% | 0.576% | 0.576% | 0.576% | 0.576% | 0.576% |
| 464 | 570 | 676 | 782 | 890 | 998 |
| 1,945 | 2,386 | 2,830 | 3,277 | 3,727 | 4,180 |
| - | - | - | - | - | - |
| 384,058 | 464,114 | 545,269 | 627,532 | 710,911 | 795,413 |

Equitrans, L.P.
|| Estimated Cost
No. CP16-13-000

| <u>F</u> <u>Dec-15</u> | <u>F</u> <u>Jan-16</u> | <u>F</u> <u>Feb-16</u> | <u>F</u> <u>Mar-16</u> | <u>F</u> <u>Apr-16</u> | <u>F</u> <u>May-16</u> |
|---------------------------|---------------------------|---------------------------|---------------------------|---------------------------|---------------------------|
| 270,609 | 212,005 | 212,005 | 192,872 | 197,307 | 192,932 |
| 126,192 | 84,288 | 77,485 | 77,485 | 61,132 | 41,103 |
| 382,092 | 100,113 | 100,113 | 128,202 | 1,283,859 | 196,104 |
| - | 46,712 | 65,411 | 83,274 | 100,945 | 100,945 |
| - | - | - | - | - | - |
| 149,949 | 139,949 | 118,550 | 91,731 | 47,261 | 37,469 |
| 74,151 | 58,814 | 68,317 | 68,317 | 169,587 | 73,329 |
| - | - | - | - | - | - |
| 109,527 | 70,093 | 70,093 | 70,093 | 203,122 | 70,093 |
| 1,112,520 | 711,975 | 711,975 | 711,975 | 2,063,212 | 711,975 |
| 6,549,529 | 7,261,504 | 7,973,479 | 8,685,454 | 10,748,666 | 11,460,641 |
| 6,549,529 | 7,261,504 | 7,973,479 | 8,685,454 | 10,748,666 | 11,460,641 |
| 8.71% | 8.71% | 8.71% | 8.71% | 8.71% | 8.71% |
| 0.713% | 0.713% | 0.713% | 0.713% | 0.713% | 0.713% |
| 43,695 | 50,512 | 55,949 | 61,425 | 71,758 | 82,165 |
| 177,892 | 228,403 | 284,352 | 345,777 | 417,535 | 499,700 |
| 0.137% | 0.137% | 0.137% | 0.137% | 0.137% | 0.137% |
| 0.576% | 0.576% | 0.576% | 0.576% | 0.576% | 0.576% |
| 8,423 | 9,737 | 10,785 | 11,841 | 13,832 | 15,838 |
| 35,272 | 40,775 | 45,164 | 49,585 | 57,926 | 66,326 |
| - | - | - | - | - | - |
| 6,727,421 | 7,489,907 | 8,257,831 | 9,031,231 | 11,166,201 | 11,960,341 |

| Projected <u>Jun-16</u> | Projected <u>Jul-16</u> | Projected <u>Aug-16</u> | Projected <u>Sep-16</u> | Projected <u>Oct-16</u> | Projected <u>Nov-16</u> |
|----------------------------|----------------------------|----------------------------|----------------------------|----------------------------|----------------------------|
| 50,294 | 25,000 | 25,000 | 5,376 | 5,375 | 5,376 |
| 10,000 | 10,000 | 10,000 | 5,726 | 4,925 | 4,925 |
| 36,433 | 100,574 | 100,574 | 100,574 | 721,933 | 674,529 |
| 117,862 | 79,015 | 79,015 | 102,914 | 426,636 | 249,451 |
| 10,000 | 10,000 | 10,000 | 10,000 | 5,000 | 5,000 |
| 13,951 | 13,951 | 13,951 | 13,951 | 72,297 | 58,346 |
| 26,049 | 26,049 | 26,049 | 26,049 | 134,989 | 108,941 |
| 264,589 | 264,589 | 264,589 | 264,589 | 1,371,155 | 1,106,567 |
| 3,704,240 | 3,968,829 | 4,233,417 | 4,498,006 | 5,869,161 | 6,975,728 |
| 3,894,769 | 4,188,075 | 4,483,472 | 4,780,976 | 6,191,113 | 7,345,774 |
| 8.71% | 8.71% | 8.71% | 8.71% | 8.71% | 8.71% |
| 0.713% | 0.713% | 0.713% | 0.713% | 0.713% | 0.713% |
| 26,640 | 28,717 | 30,809 | 32,915 | 38,982 | 48,094 |
| 190,529 | 219,246 | 250,055 | 282,970 | 321,952 | 370,046 |
| 0.137% | 0.137% | 0.137% | 0.137% | 0.137% | 0.137% |
| 0.576% | 0.576% | 0.576% | 0.576% | 0.576% | 0.576% |
| 5,135 | 5,536 | 5,939 | 6,345 | 7,514 | 9,271 |
| 21,505 | 23,181 | 24,870 | 26,570 | 31,468 | 38,823 |
| - | - | - | - | - | - |
| 4,085,299 | 4,407,321 | 4,733,527 | 5,063,945 | 6,513,064 | 7,715,819 |

| F <u>Jun-16</u> | F <u>Jul-16</u> | F <u>Aug-16</u> | F <u>Sep-16</u> | F <u>Oct-16</u> | F <u>Nov-16</u> |
|--------------------|--------------------|--------------------|--------------------|--------------------|--------------------|
| 44,260 | 33,607 | 51,158 | | | |

| | | | | | |
|-----------|------------|------------|------------|------------|------------|
| 31,508 | 31,508 | 37,445 | 55,257 | 44,382 | 9,673 |
| 237,773 | 3,619,716 | 361,330 | 1,071,483 | 660,434 | 2,225,327 |
| | 202,727 | 202,727 | 506,818 | 275,318 | 1,566,098 |
| | | | | | 108,129 |
| 19,038 | 39,272 | 12,497 | 29,334 | 17,601 | 17,601 |
| 28,534 | 336,903 | 57,067 | 142,668 | 85,601 | 336,903 |
| - | - | - | - | - | - |
| 39,433 | 465,600 | 78,867 | 197,167 | 118,300 | 465,600 |
| 400,546 | 4,729,332 | 801,091 | 2,002,728 | 1,201,636 | 4,729,331 |
| 7,680,084 | 12,409,416 | 13,210,507 | 15,213,235 | 16,414,871 | 21,144,202 |
| 8,044,455 | 12,848,014 | 13,743,581 | 15,851,454 | 17,170,412 | 22,039,047 |
| 8.71% | 8.71% | 8.71% | 8.71% | 8.71% | 8.71% |
| 0.713% | 0.713% | 0.713% | 0.713% | 0.713% | 0.713% |
| 55,541 | 74,227 | 94,475 | 105,146 | 117,321 | 139,304 |
| 364,371 | 438,598 | 533,073 | 638,219 | 755,540 | 894,845 |
| 0.137% | 0.137% | 0.137% | 0.137% | 0.137% | 0.137% |
| 0.576% | 0.576% | 0.576% | 0.576% | 0.576% | 0.576% |
| 10,706 | 14,308 | 18,211 | 20,268 | 22,615 | 26,853 |
| 44,835 | 59,919 | 76,264 | 84,878 | 94,706 | 112,452 |
| - | - | - | - | - | - |
| 8,408,825 | 13,286,612 | 14,276,654 | 16,489,674 | 17,925,952 | 22,933,892 |

| <u>F</u> <u>Jun-16</u> | <u>F</u> <u>Jul-16</u> | <u>F</u> <u>Aug-16</u> | <u>F</u> <u>Sep-16</u> | <u>F</u> <u>Oct-16</u> | <u>F</u> <u>Nov-16</u> |
|---------------------------|---------------------------|---------------------------|---------------------------|---------------------------|---------------------------|
| - | - | - | - | - | - |
| - | - | - | - | - | 26,250 |
| - | - | - | - | - | 11,063 |
| - | - | - | - | - | 14,081 |
| - | - | - | - | - | 7,781 |
| - | - | - | - | - | 429 |
| - | - | - | - | - | 5,329 |
| - | - | - | - | - | - |
| - | - | - | - | - | 7,091 |

| | | | | | |
|--------|--------|--------|--------|--------|--------|
| - | - | - | - | - | 72,024 |
| - | - | - | - | - | 72,024 |
| - | - | - | - | - | 72,024 |
| 8.71% | 8.71% | 8.71% | 8.71% | 8.71% | 8.71% |
| 0.713% | 0.713% | 0.713% | 0.713% | 0.713% | 0.713% |
| - | - | - | - | - | - |
| - | - | - | - | - | - |
| 0.137% | 0.137% | 0.137% | 0.137% | 0.137% | 0.137% |
| 0.576% | 0.576% | 0.576% | 0.576% | 0.576% | 0.576% |
| - | - | - | - | - | - |
| - | - | - | - | - | - |
| - | - | - | - | - | - |
| - | - | - | - | - | 72,024 |

| <u>F</u> <u>Jun-16</u> | <u>F</u> <u>Jul-16</u> | <u>F</u> <u>Aug-16</u> | <u>F</u> <u>Sep-16</u> | <u>F</u> <u>Oct-16</u> | <u>F</u> <u>Nov-16</u> |
|---------------------------|---------------------------|---------------------------|---------------------------|---------------------------|---------------------------|
| 32,055 | 25,496 | 22,515 | 22,047 | 12,047 | 12,047 |
| | 21,073 | 208,881 | 144,241 | 96,190 | 96,190 |
| | | | | 52,997 | 52,997 |
| | | | | 5,318 | 5,318 |
| 2,002 | 2,002 | 2,002 | 264 | | |
| 32,789 | 18,275 | 13,693 | 13,693 | 13,693 | 13,693 |
| - | - | - | - | - | - |
| 7,300 | 7,300 | 26,982 | 19,683 | 19,683 | 19,683 |
| 74,145 | 74,145 | 274,073 | 199,928 | 199,928 | 199,928 |
| 815,596 | 889,740 | 1,163,814 | 1,363,741 | 1,563,670 | 1,763,598 |
| 848,321 | 928,779 | 1,210,452 | 1,419,725 | 1,630,490 | 1,842,758 |
| 8.71% | 8.71% | 8.71% | 8.71% | 8.71% | 8.71% |
| 0.713% | 0.713% | 0.713% | 0.713% | 0.713% | 0.713% |
| 5,744 | 6,314 | 7,600 | 9,345 | 10,837 | 12,340 |
| 32,725 | 39,039 | 46,639 | 55,983 | 66,820 | 79,160 |

| | | | | | |
|---------|---------|-----------|-----------|-----------|-----------|
| 0.137% | 0.137% | 0.137% | 0.137% | 0.137% | 0.137% |
| 0.576% | 0.576% | 0.576% | 0.576% | 0.576% | 0.576% |
| 1,107 | 1,217 | 1,465 | 1,801 | 2,089 | 2,379 |
| 4,637 | 5,097 | 6,135 | 7,543 | 8,748 | 9,961 |
| - | - | - | - | - | - |
| 881,046 | 967,818 | 1,257,091 | 1,475,708 | 1,697,310 | 1,921,918 |

| <u>F</u> <u>Jun-16</u> | <u>F</u> <u>Jul-16</u> | <u>F</u> <u>Aug-16</u> | <u>F</u> <u>Sep-16</u> | <u>F</u> <u>Oct-16</u> | <u>F</u> <u>Nov-16</u> |
|---------------------------|---------------------------|---------------------------|---------------------------|---------------------------|---------------------------|
| 126,609 | 84,103 | 98,673 | 27,422 | 17,422 | 17,422 |
| 41,508 | 41,508 | 47,445 | 60,983 | 49,307 | 40,848 |
| 274,206 | 3,741,363 | 670,785 | 1,316,298 | 1,478,557 | 3,007,108 |
| 117,862 | 281,742 | 281,742 | 609,732 | 754,951 | 1,882,627 |
| - | - | - | - | 5,318 | 121,228 |
| 31,040 | 51,274 | 24,499 | 39,598 | 22,601 | 23,030 |
| 75,274 | 369,129 | 84,711 | 170,312 | 171,591 | 414,271 |
| - | - | - | - | - | - |
| 72,782 | 498,948 | 131,898 | 242,899 | 272,972 | 601,314 |
| 739,279 | 5,068,065 | 1,339,753 | 2,467,244 | 2,772,719 | 6,107,850 |
| 12,199,920 | 17,267,986 | 18,607,738 | 21,074,982 | 23,847,702 | 29,955,552 |
| 12,199,920 | 17,267,986 | 18,607,738 | 21,074,982 | 23,847,702 | 29,955,552 |
| 8.71% | 8.71% | 8.71% | 8.71% | 8.71% | 8.71% |
| 0.713% | 0.713% | 0.713% | 0.713% | 0.713% | 0.713% |
| 87,925 | 109,258 | 132,884 | 147,406 | 167,140 | 199,739 |
| 587,625 | 696,883 | 829,767 | 977,173 | 1,144,312 | 1,344,051 |
| 0.137% | 0.137% | 0.137% | 0.137% | 0.137% | 0.137% |
| 0.576% | 0.576% | 0.576% | 0.576% | 0.576% | 0.576% |
| 16,949 | 21,061 | 25,615 | 28,415 | 32,219 | 38,502 |
| 70,976 | 88,197 | 107,269 | 118,991 | 134,921 | 161,236 |
| - | - | - | - | - | - |
| 12,787,545 | 17,964,868 | 19,437,505 | 22,052,155 | 24,992,014 | 31,299,602 |

| Projected <u>Dec-16</u> | Projected <u>Jan-17</u> | Projected <u>Feb-17</u> | Projected <u>Mar-17</u> | Projected <u>Apr-17</u> | Projected <u>May-17</u> |
|----------------------------|----------------------------|----------------------------|----------------------------|----------------------------|----------------------------|
| 5,376 | 5,376 | 5,376 | 5,376 | | |
| 4,925 | 4,925 | 4,925 | 4,925 | | |
| 674,529 | 674,529 | 875,562 | 880,562 | 674,529 | 674,529 |
| 249,451 | 249,451 | 2,882,900 | 2,882,900 | 2,162,305 | 2,204,542 |
| | | 382,756 | 382,756 | 380,765 | 338,528 |
| 5,000 | 5,000 | 5,000 | | | |
| 58,346 | 58,346 | 258,291 | 258,291 | 199,946 | 199,946 |
| | | 1,594 | 1,594 | 1,234 | 1,234 |
| 108,941 | 108,941 | 482,271 | 482,271 | 373,331 | 373,331 |
| 1,106,567 | 1,106,567 | 4,898,676 | 4,898,676 | 3,792,109 | 3,792,109 |
| 8,082,294 | 9,188,861 | 14,087,537 | 18,986,213 | 22,778,322 | 26,570,431 |
| 8,508,668 | 9,679,856 | 14,665,025 | 19,685,743 | 23,631,752 | 27,605,899 |
| 8.71% | 8.71% | 8.71% | 8.71% | 8.71% | 8.71% |
| 0.713% | 0.713% | 0.713% | 0.713% | 0.713% | 0.713% |
| 56,328 | 64,621 | 86,493 | 122,042 | 153,900 | 182,039 |
| 426,374 | 490,995 | 577,488 | 699,530 | 853,430 | 1,035,468 |
| 0.137% | 0.137% | 0.137% | 0.137% | 0.137% | 0.137% |
| 0.576% | 0.576% | 0.576% | 0.576% | 0.576% | 0.576% |
| 10,858 | 12,457 | 16,673 | 23,525 | 29,666 | 35,090 |
| 45,470 | 52,164 | 69,821 | 98,517 | 124,233 | 146,948 |
| - | - | - | - | - | - |
| 8,935,042 | 10,170,850 | 15,242,512 | 20,385,273 | 24,485,181 | 28,641,368 |

F
Dec-16

F
Jan-17

F
Feb-17

F
Mar-17

F
Apr-17

F
May-17

| | | | | | |
|------------|------------|------------|------------|------------|------------|
| 9,673 | 9,673 | 9,673 | 9,673 | | |
| 2,096,299 | 1,078,929 | 2,039,363 | 1,990,061 | 1,990,061 | 1,570,856 |
| 1,194,700 | 549,178 | 1,158,575 | 1,207,877 | 1,181,724 | 947,067 |
| 108,129 | 108,129 | 108,129 | 108,129 | 80,971 | 49,642 |
| 17,601 | 17,601 | 17,601 | 17,601 | | |
| 293,969 | 151,301 | 285,985 | 285,985 | 279,071 | 220,285 |
| - | - | - | - | - | - |
| 406,265 | 209,097 | 395,230 | 395,230 | 385,676 | 304,433 |
| 4,126,636 | 2,123,909 | 4,014,557 | 4,014,557 | 3,917,503 | 3,092,283 |
| 25,270,839 | 27,394,748 | 31,409,305 | 35,423,861 | 39,341,365 | 42,433,648 |
| 26,337,557 | 28,656,852 | 32,890,075 | 37,153,484 | 41,349,896 | 44,748,070 |
| 8.71% | 8.71% | 8.71% | 8.71% | 8.71% | 8.71% |
| 0.713% | 0.713% | 0.713% | 0.713% | 0.713% | 0.713% |
| 171,874 | 195,386 | 218,666 | 248,853 | 278,909 | 305,891 |
| 1,066,719 | 1,262,104 | 1,480,770 | 1,729,623 | 2,008,532 | 2,314,423 |
| 0.137% | 0.137% | 0.137% | 0.137% | 0.137% | 0.137% |
| 0.576% | 0.576% | 0.576% | 0.576% | 0.576% | 0.576% |
| 33,131 | 37,663 | 42,151 | 47,970 | 53,764 | 58,965 |
| 138,743 | 157,723 | 176,515 | 200,883 | 225,146 | 246,927 |
| - | - | - | - | - | - |
| 27,404,276 | 29,918,956 | 34,370,844 | 38,883,107 | 43,358,428 | 47,062,493 |

| <u>F</u> <u>Dec-16</u> | <u>F</u> <u>Jan-17</u> | <u>F</u> <u>Feb-17</u> | <u>F</u> <u>Mar-17</u> | <u>F</u> <u>Apr-17</u> | <u>F</u> <u>May-17</u> |
|---------------------------|---------------------------|---------------------------|---------------------------|---------------------------|---------------------------|
|---------------------------|---------------------------|---------------------------|---------------------------|---------------------------|---------------------------|

| | | | | | |
|--------|--------|--------|---|---|---|
| - | - | - | - | - | - |
| 26,250 | 26,250 | 26,250 | - | - | - |
| 11,063 | 11,063 | 11,063 | - | - | - |
| 14,081 | 14,081 | 14,081 | - | - | - |
| 7,781 | 7,781 | 7,781 | - | - | - |
| 429 | 429 | 429 | - | - | - |
| 5,329 | 5,329 | 5,329 | - | - | - |
| - | - | - | - | - | - |
| 7,091 | 7,091 | 7,091 | - | - | - |

| | | | | | |
|---------|---------|---------|---------|---------|---------|
| 72,024 | 72,024 | 72,024 | - | - | - |
| 144,047 | 216,071 | 288,094 | 288,094 | 288,094 | 288,094 |
| 144,047 | 216,071 | 288,094 | 288,094 | 288,094 | 288,094 |
| 8.71% | 8.71% | 8.71% | 8.71% | 8.71% | 8.71% |
| 0.713% | 0.713% | 0.713% | 0.713% | 0.713% | 0.713% |
| - | - | - | - | - | - |
| - | - | - | - | - | - |
| 0.137% | 0.137% | 0.137% | 0.137% | 0.137% | 0.137% |
| 0.576% | 0.576% | 0.576% | 0.576% | 0.576% | 0.576% |
| - | - | - | - | - | - |
| - | - | - | - | - | - |
| - | - | - | - | - | - |
| 144,047 | 216,071 | 288,094 | 288,094 | 288,094 | 288,094 |

| <u>F</u> <u>Dec-16</u> | <u>F</u> <u>Jan-17</u> | <u>F</u> <u>Feb-17</u> | <u>F</u> <u>Mar-17</u> | <u>F</u> <u>Apr-17</u> | <u>F</u> <u>May-17</u> |
|---------------------------|---------------------------|---------------------------|---------------------------|---------------------------|---------------------------|
| 12,047 | 12,047 | 12,047 | 12,007 | | |
| 351,081 | 351,081 | 231,396 | 231,396 | 231,396 | 231,396 |
| 170,491 | 170,491 | 109,929 | 109,969 | 121,976 | 121,976 |
| 16,813 | 16,813 | 16,813 | 16,813 | 16,813 | 16,813 |
| 19,391 | 19,391 | 19,391 | 19,391 | 19,391 | 19,391 |
| - | - | - | - | - | - |
| 62,225 | 62,225 | 42,542 | 42,542 | 42,542 | 42,542 |
| 632,046 | 632,046 | 432,118 | 432,118 | 432,118 | 432,118 |
| 2,395,644 | 3,027,690 | 3,459,808 | 3,891,926 | 4,324,044 | 4,756,162 |
| 2,490,198 | 3,142,256 | 3,598,322 | 4,057,640 | 4,520,233 | 4,986,126 |
| 8.71% | 8.71% | 8.71% | 8.71% | 8.71% | 8.71% |
| 0.713% | 0.713% | 0.713% | 0.713% | 0.713% | 0.713% |
| 15,394 | 20,011 | 23,948 | 27,200 | 30,476 | 33,774 |
| 94,554 | 114,565 | 138,514 | 165,714 | 196,190 | 229,964 |

| | | | | | |
|-----------|-----------|-----------|-----------|-----------|-----------|
| 0.137% | 0.137% | 0.137% | 0.137% | 0.137% | 0.137% |
| 0.576% | 0.576% | 0.576% | 0.576% | 0.576% | 0.576% |
| 2,967 | 3,857 | 4,616 | 5,243 | 5,875 | 6,511 |
| 12,427 | 16,154 | 19,332 | 21,957 | 24,601 | 27,264 |
| - | - | - | - | - | - |
| 2,584,753 | 3,256,821 | 3,736,835 | 4,223,354 | 4,716,423 | 5,216,090 |

| <u>F</u> <u>Dec-16</u> | <u>F</u> <u>Jan-17</u> | <u>F</u> <u>Feb-17</u> | <u>F</u> <u>Mar-17</u> | <u>F</u> <u>Apr-17</u> | <u>F</u> <u>May-17</u> |
|---------------------------|---------------------------|---------------------------|---------------------------|---------------------------|---------------------------|
| 17,422 | 17,422 | 17,422 | 17,382 | - | - |
| 40,848 | 40,848 | 40,849 | 14,598 | - | - |
| 3,132,971 | 2,115,601 | 3,157,384 | 3,102,020 | 2,895,987 | 2,476,781 |
| 1,628,723 | 983,201 | 4,165,486 | 4,200,746 | 3,466,005 | 3,273,585 |
| 132,723 | 132,723 | 515,479 | 507,698 | 478,549 | 404,983 |
| 23,030 | 23,030 | 23,030 | 17,601 | - | - |
| 377,035 | 234,367 | 568,996 | 563,667 | 498,408 | 439,622 |
| - | - | 1,594 | 1,594 | 1,234 | 1,234 |
| 584,521 | 387,353 | 927,134 | 920,044 | 801,548 | 720,306 |
| 5,937,273 | 3,934,546 | 9,417,374 | 9,345,350 | 8,141,730 | 7,316,510 |
| 35,892,824 | 39,827,370 | 49,244,744 | 58,590,094 | 66,731,825 | 74,048,335 |
| 35,892,824 | 39,827,370 | 49,244,744 | 58,590,094 | 66,731,825 | 74,048,335 |
| 8.71% | 8.71% | 8.71% | 8.71% | 8.71% | 8.71% |
| 0.713% | 0.713% | 0.713% | 0.713% | 0.713% | 0.713% |
| 243,596 | 280,017 | 329,107 | 398,095 | 463,284 | 521,704 |
| 1,587,647 | 1,867,664 | 2,196,771 | 2,594,867 | 3,058,151 | 3,579,855 |
| 0.137% | 0.137% | 0.137% | 0.137% | 0.137% | 0.137% |
| 0.576% | 0.576% | 0.576% | 0.576% | 0.576% | 0.576% |
| 46,957 | 53,977 | 63,440 | 76,738 | 89,305 | 100,566 |
| 196,640 | 226,041 | 265,667 | 321,357 | 373,980 | 421,139 |
| - | - | - | - | - | - |
| 37,480,471 | 41,695,034 | 51,441,515 | 61,184,961 | 69,789,975 | 77,628,190 |

| Projected <u>Jun-17</u> | Projected <u>Jul-17</u> | Projected <u>Aug-17</u> | Projected <u>Sep-17</u> | Projected <u>Oct-17</u> | Projected <u>Nov-17</u> |
|----------------------------|----------------------------|----------------------------|----------------------------|----------------------------|----------------------------|
| 674,529 | 522,160 | 113,058 | 113,058 | 113,058 | 113,058 |
| 2,204,542 | 2,356,911 | 2,766,013 | 2,766,013 | 2,766,013 | 2,766,013 |
| 338,528 | 338,528 | 338,528 | 338,528 | 338,528 | 338,528 |
| 199,946 | 199,946 | 199,946 | 199,946 | 199,946 | 199,946 |
| 1,234 | 1,234 | 1,234 | 1,234 | 1,234 | 1,234 |
| 373,331 | 373,331 | 373,331 | 373,331 | 373,331 | 373,331 |
| 3,792,109 | 3,792,109 | 3,792,109 | 3,792,109 | 3,792,109 | 3,792,109 |
| 30,362,541 | 34,154,650 | 37,946,759 | 41,738,868 | 45,530,978 | 49,323,087 |
| 31,608,387 | 35,639,416 | 39,699,190 | 43,787,915 | 47,905,796 | 52,053,042 |
| 8.71% | 8.71% | 8.71% | 8.71% | 8.71% | 8.71% |
| 0.713% | 0.713% | 0.713% | 0.713% | 0.713% | 0.713% |
| 210,378 | 238,920 | 267,665 | 296,615 | 325,772 | 355,137 |
| 1,245,846 | 1,484,766 | 1,752,431 | 2,049,047 | 2,374,819 | 2,729,955 |
| 0.137% | 0.137% | 0.137% | 0.137% | 0.137% | 0.137% |
| 0.576% | 0.576% | 0.576% | 0.576% | 0.576% | 0.576% |
| 40,553 | 46,055 | 51,596 | 57,177 | 62,797 | 68,458 |
| 169,825 | 192,865 | 216,069 | 239,439 | 262,975 | 286,679 |
| - | - | - | - | - | - |
| 32,854,233 | 37,124,182 | 41,451,622 | 45,836,962 | 50,280,615 | 54,782,997 |
| F <u>Jun-17</u> | F <u>Jul-17</u> | F <u>Aug-17</u> | F <u>Sep-17</u> | F <u>Oct-17</u> | F <u>Nov-17</u> |

| | | | | | |
|------------|------------|------------|------------|------------|------------|
| 960,434 | 960,434 | 960,434 | 960,434 | 960,434 | 960,434 |
| 579,488 | 579,488 | 579,488 | 579,488 | 579,488 | 579,488 |
| 29,908 | 29,908 | 29,908 | 29,908 | 29,908 | 29,908 |
| 134,684 | 134,684 | 134,684 | 134,684 | 134,684 | 134,684 |
| - | - | - | - | - | - |
| 186,133 | 186,133 | 186,133 | 186,133 | 186,133 | 186,133 |
| 1,890,647 | 1,890,647 | 1,890,647 | 1,890,647 | 1,890,647 | 1,890,647 |
| 44,324,295 | 46,214,942 | 48,105,589 | 49,996,236 | 51,886,883 | 53,777,530 |
| 46,964,557 | 49,196,849 | 51,445,059 | 53,709,301 | 55,989,690 | 58,286,340 |
| 8.71% | 8.71% | 8.71% | 8.71% | 8.71% | 8.71% |
| 0.713% | 0.713% | 0.713% | 0.713% | 0.713% | 0.713% |
| 325,839 | 341,645 | 357,563 | 373,595 | 389,742 | 406,003 |
| 2,640,262 | 2,981,907 | 3,339,470 | 3,713,066 | 4,102,807 | 4,508,810 |
| 0.137% | 0.137% | 0.137% | 0.137% | 0.137% | 0.137% |
| 0.576% | 0.576% | 0.576% | 0.576% | 0.576% | 0.576% |
| 62,810 | 65,857 | 68,925 | 72,016 | 75,128 | 78,263 |
| 263,030 | 275,788 | 288,638 | 301,580 | 314,614 | 327,741 |
| - | - | - | - | - | - |
| 49,604,819 | 52,178,755 | 54,784,529 | 57,422,367 | 60,092,497 | 62,795,150 |

| <u>F</u> <u>Jun-17</u> | <u>F</u> <u>Jul-17</u> | <u>F</u> <u>Aug-17</u> | <u>F</u> <u>Sep-17</u> | <u>F</u> <u>Oct-17</u> | <u>F</u> <u>Nov-17</u> |
|---------------------------|---------------------------|---------------------------|---------------------------|---------------------------|---------------------------|
| - | - | - | - | - | - |
| - | - | - | - | - | - |
| - | - | - | - | - | 243,375 |
| - | - | - | - | - | 887,288 |
| - | - | - | - | - | 171,188 |
| - | - | - | - | - | 9,438 |
| - | - | - | - | - | 117,236 |
| - | - | - | - | - | - |
| - | - | - | - | - | 155,995 |

| | | | | | |
|---------|---------|---------|---------|---------|-----------|
| - | - | - | - | - | 1,584,519 |
| 288,094 | 288,094 | 288,094 | 288,094 | 288,094 | 1,872,613 |
| 288,094 | 288,094 | 288,094 | 288,094 | 288,094 | 1,872,613 |
| 8.71% | 8.71% | 8.71% | 8.71% | 8.71% | 8.71% |
| 0.713% | 0.713% | 0.713% | 0.713% | 0.713% | 0.713% |
| - | - | - | - | - | - |
| - | - | - | - | - | - |
| 0.137% | 0.137% | 0.137% | 0.137% | 0.137% | 0.137% |
| 0.576% | 0.576% | 0.576% | 0.576% | 0.576% | 0.576% |
| - | - | - | - | - | - |
| - | - | - | - | - | - |
| - | - | - | - | - | - |
| 288,094 | 288,094 | 288,094 | 288,094 | 288,094 | 1,872,613 |

| <u>F</u> <u>Jun-17</u> | <u>F</u> <u>Jul-17</u> | <u>F</u> <u>Aug-17</u> | <u>F</u> <u>Sep-17</u> | <u>F</u> <u>Oct-17</u> | <u>F</u> <u>Nov-17</u> |
|---------------------------|---------------------------|---------------------------|---------------------------|---------------------------|---------------------------|
| 231,396 | 231,396 | 231,396 | 231,396 | 231,396 | 231,396 |
| 121,976 | 121,976 | 122,927 | 127,295 | 127,295 | 127,295 |
| 16,813 | 16,813 | 15,862 | 11,495 | 11,495 | 11,495 |
| 19,391 | 19,391 | 19,391 | 19,391 | 19,391 | 19,391 |
| - | - | - | - | - | - |
| 42,542 | 42,542 | 42,542 | 42,542 | 42,542 | 42,542 |
| 432,118 | 432,118 | 432,118 | 432,118 | 432,118 | 432,118 |
| 5,188,280 | 5,620,397 | 6,052,516 | 6,484,634 | 6,916,752 | 7,348,870 |
| 5,455,340 | 5,927,901 | 6,403,832 | 6,883,156 | 7,365,899 | 7,852,084 |
| 8.71% | 8.71% | 8.71% | 8.71% | 8.71% | 8.71% |
| 0.713% | 0.713% | 0.713% | 0.713% | 0.713% | 0.713% |
| 37,097 | 40,443 | 43,813 | 47,206 | 50,624 | 54,067 |
| 267,061 | 307,503 | 351,316 | 398,522 | 449,147 | 503,214 |

| | | | | | |
|-----------|-----------|-----------|-----------|-----------|-----------|
| 0.137% | 0.137% | 0.137% | 0.137% | 0.137% | 0.137% |
| 0.576% | 0.576% | 0.576% | 0.576% | 0.576% | 0.576% |
| 7,151 | 7,796 | 8,445 | 9,100 | 9,759 | 10,422 |
| 29,946 | 32,647 | 35,367 | 38,107 | 40,866 | 43,645 |
| - | - | - | - | - | - |
| 5,722,401 | 6,235,404 | 6,755,147 | 7,281,678 | 7,815,046 | 8,355,298 |

| <u>F</u> <u>Jun-17</u> | <u>F</u> <u>Jul-17</u> | <u>F</u> <u>Aug-17</u> | <u>F</u> <u>Sep-17</u> | <u>F</u> <u>Oct-17</u> | <u>F</u> <u>Nov-17</u> |
|---------------------------|---------------------------|---------------------------|---------------------------|---------------------------|---------------------------|
| - | - | - | - | - | - |
| - | - | - | - | - | - |
| 1,866,359 | 1,713,990 | 1,304,888 | 1,304,888 | 1,304,888 | 1,548,263 |
| 2,906,006 | 3,058,375 | 3,468,428 | 3,472,796 | 3,472,796 | 4,360,083 |
| 385,249 | 385,249 | 384,298 | 379,931 | 379,931 | 551,118 |
| - | - | - | - | - | 9,438 |
| 354,021 | 354,021 | 354,021 | 354,021 | 354,021 | 471,257 |
| 1,234 | 1,234 | 1,234 | 1,234 | 1,234 | 1,234 |
| 602,005 | 602,005 | 602,005 | 602,005 | 602,005 | 758,000 |
| 6,114,874 | 6,114,874 | 6,114,874 | 6,114,875 | 6,114,875 | 7,699,393 |
| 80,163,209 | 86,278,083 | 92,392,958 | 98,507,832 | 104,622,707 | 112,322,100 |
| 80,163,209 | 86,278,083 | 92,392,958 | 98,507,832 | 104,622,707 | 112,322,100 |
| 8.71% | 8.71% | 8.71% | 8.71% | 8.71% | 8.71% |
| 0.713% | 0.713% | 0.713% | 0.713% | 0.713% | 0.713% |
| 573,314 | 621,007 | 669,041 | 717,417 | 766,138 | 815,206 |
| 4,153,169 | 4,774,177 | 5,443,218 | 6,160,635 | 6,926,773 | 7,741,979 |
| 0.137% | 0.137% | 0.137% | 0.137% | 0.137% | 0.137% |
| 0.576% | 0.576% | 0.576% | 0.576% | 0.576% | 0.576% |
| 110,514 | 119,708 | 128,967 | 138,292 | 147,684 | 157,142 |
| 462,800 | 501,300 | 540,075 | 579,126 | 618,455 | 658,065 |
| - | - | - | - | - | - |
| 84,316,378 | 91,052,260 | 97,836,175 | 104,668,467 | 111,549,479 | 120,064,079 |

| Projected <u>Dec-17</u> | Projected <u>Jan-18</u> | Projected <u>Feb-18</u> | Projected <u>Mar-18</u> | Projected <u>Apr-18</u> | Projected <u>May-18</u> |
|----------------------------|----------------------------|----------------------------|----------------------------|----------------------------|----------------------------|
| 113,058 | | | | | |
| 2,766,013 | 714,594 | 714,594 | 714,594 | 704,088 | 704,337 |
| 338,528 | 119,087 | 119,087 | 119,087 | 130,259 | 130,259 |
| 199,946 | 51,863 | 51,863 | 51,863 | 51,863 | 51,863 |
| 1,234 | 1,234 | 1,234 | 1,234 | 569 | 320 |
| 373,331 | 96,836 | 96,836 | 96,836 | 96,836 | 96,836 |
| 3,792,109 | 983,615 | 983,615 | 983,615 | 983,615 | 983,615 |
| 53,115,196 | 54,098,811 | 55,082,425 | 56,066,040 | 57,049,655 | 58,033,270 |
| 55,845,151 | 56,828,766 | 57,812,381 | 58,795,995 | 59,779,610 | 60,763,225 |
| 8.71% | 8.71% | 8.71% | 8.71% | 8.71% | 8.71% |
| 0.713% | 0.713% | 0.713% | 0.713% | 0.713% | 0.713% |
| - | - | - | - | - | - |
| 2,729,955 | 2,729,955 | 2,729,955 | 2,729,955 | 2,729,955 | 2,729,955 |
| 0.137% | 0.137% | 0.137% | 0.137% | 0.137% | 0.137% |
| 0.576% | 0.576% | 0.576% | 0.576% | 0.576% | 0.576% |
| - | - | - | - | - | - |
| - | - | - | - | - | - |
| - | - | - | - | - | - |
| 58,575,107 | 59,558,721 | 60,542,336 | 61,525,950 | 62,509,565 | 63,493,180 |
| F <u>Dec-17</u> | F <u>Jan-18</u> | F <u>Feb-18</u> | F <u>Mar-18</u> | F <u>Apr-18</u> | F <u>May-18</u> |

| | | | | | |
|------------|------------|------------|------------|------------|------------|
| 960,434 | 960,434 | 960,434 | 960,434 | 960,434 | 960,434 |
| 579,488 | 579,488 | 579,488 | 579,488 | 579,488 | 579,488 |
| 29,908 | 29,908 | 29,908 | 29,908 | 29,908 | 29,908 |
| 134,684 | 134,684 | 134,684 | 134,684 | 134,684 | 134,684 |
| - | - | - | - | - | - |
| 186,133 | 186,133 | 186,133 | 186,133 | 186,133 | 186,133 |
| 1,890,647 | 1,890,647 | 1,890,647 | 1,890,647 | 1,890,647 | 1,890,647 |
| 55,668,177 | 57,558,824 | 59,449,471 | 61,340,118 | 63,230,765 | 65,121,412 |
| 60,599,368 | 62,928,889 | 65,275,023 | 67,637,886 | 69,528,534 | 71,419,181 |
| 8.71% | 8.71% | 8.71% | 8.71% | 8.71% | 8.71% |
| 0.713% | 0.713% | 0.713% | 0.713% | 0.713% | 0.713% |
| 422,380 | 438,875 | 455,486 | 472,217 | - | - |
| 4,931,191 | 5,370,065 | 5,825,552 | 6,297,768 | 6,297,768 | 6,297,768 |
| 0.137% | 0.137% | 0.137% | 0.137% | 0.137% | 0.137% |
| 0.576% | 0.576% | 0.576% | 0.576% | 0.576% | 0.576% |
| 81,420 | 84,599 | 87,801 | 91,026 | - | - |
| 340,961 | 354,276 | 367,686 | 381,191 | - | - |
| - | - | - | - | - | - |
| 65,530,558 | 68,298,955 | 71,100,574 | 73,935,655 | 75,826,302 | 77,716,949 |

| <u>F</u> <u>Dec-17</u> | <u>F</u> <u>Jan-18</u> | <u>F</u> <u>Feb-18</u> | <u>F</u> <u>Mar-18</u> | <u>F</u> <u>Apr-18</u> | <u>F</u> <u>May-18</u> |
|---------------------------|---------------------------|---------------------------|---------------------------|---------------------------|---------------------------|
| - | - | - | - | - | - |
| 243,375 | 372,192 | 372,192 | 128,817 | 128,817 | 128,817 |
| 887,288 | 1,356,923 | 1,356,923 | 469,635 | 469,635 | 469,635 |
| 171,188 | 261,796 | 261,796 | 90,608 | 90,608 | 90,608 |
| 9,438 | 14,433 | 14,433 | 4,995 | 4,995 | 4,995 |
| 117,236 | 179,289 | 179,289 | 62,052 | 62,052 | 62,052 |
| - | - | - | - | - | - |
| 155,995 | 238,562 | 238,562 | 82,567 | 82,567 | 82,567 |

| | | | | | |
|-----------|-----------|-----------|-----------|-----------|------------|
| 1,584,519 | 2,423,193 | 2,423,193 | 838,675 | 838,675 | 838,675 |
| 3,457,132 | 5,880,325 | 8,303,518 | 9,142,193 | 9,980,867 | 10,819,542 |
| 3,457,132 | 5,880,325 | 8,303,518 | 9,142,193 | 9,980,867 | 10,819,542 |
| 8.71% | 8.71% | 8.71% | 8.71% | 8.71% | 8.71% |
| 0.713% | 0.713% | 0.713% | 0.713% | 0.713% | 0.713% |
| - | - | - | - | - | - |
| - | - | - | - | - | - |
| 0.137% | 0.137% | 0.137% | 0.137% | 0.137% | 0.137% |
| 0.576% | 0.576% | 0.576% | 0.576% | 0.576% | 0.576% |
| - | - | - | - | - | - |
| - | - | - | - | - | - |
| - | - | - | - | - | - |
| 3,457,132 | 5,880,325 | 8,303,518 | 9,142,193 | 9,980,867 | 10,819,542 |

| <u>F</u> <u>Dec-17</u> | <u>F</u> <u>Jan-18</u> | <u>F</u> <u>Feb-18</u> | <u>F</u> <u>Mar-18</u> | <u>F</u> <u>Apr-18</u> | <u>F</u> <u>May-18</u> |
|---------------------------|---------------------------|---------------------------|---------------------------|---------------------------|---------------------------|
| | | | 13,024 | 13,024 | 54 |
| | | | 2,550 | 2,550 | 11 |
| 160,914 | 103,989 | 103,989 | 103,989 | 103,989 | 430 |
| 187,572 | 70,318 | 67,818 | 52,245 | 52,245 | 216 |
| 11,495 | 5,749 | 5,749 | 5,749 | 5,749 | 24 |
| | | 2,500 | 2,500 | 2,500 | 10 |
| 29,596 | 14,803 | 14,803 | 14,803 | 14,803 | 61 |
| - | - | - | - | - | - |
| 42,542 | 21,279 | 21,279 | 21,279 | 21,279 | 88 |
| 432,118 | 216,139 | 216,139 | 216,139 | 216,139 | 893 |
| 7,780,989 | 7,997,127 | 8,213,266 | 8,429,404 | 8,645,543 | 8,646,436 |
| 8,284,202 | 8,500,341 | 8,716,479 | 8,932,618 | 9,148,757 | 9,149,650 |
| 8.71% | 8.71% | 8.71% | 8.71% | 8.71% | 8.71% |
| 0.713% | 0.713% | 0.713% | 0.713% | 0.713% | 0.713% |
| - | - | - | - | - | - |
| 503,214 | 503,214 | 503,214 | 503,214 | 503,214 | 503,214 |

| | | | | | |
|-----------|-----------|-----------|-----------|-----------|-----------|
| 0.137% | 0.137% | 0.137% | 0.137% | 0.137% | 0.137% |
| 0.576% | 0.576% | 0.576% | 0.576% | 0.576% | 0.576% |
| - | - | - | - | - | - |
| - | - | - | - | - | - |
| - | - | - | - | - | - |
| 8,787,416 | 9,003,555 | 9,219,693 | 9,435,832 | 9,651,970 | 9,652,863 |

| <u>F</u> <u>Dec-17</u> | <u>F</u> <u>Jan-18</u> | <u>F</u> <u>Feb-18</u> | <u>F</u> <u>Mar-18</u> | <u>F</u> <u>Apr-18</u> | <u>F</u> <u>May-18</u> |
|---------------------------|---------------------------|---------------------------|---------------------------|---------------------------|---------------------------|
| - | - | - | 13,024 | 13,024 | 54 |
| - | - | - | 2,550 | 2,550 | 11 |
| 1,477,781 | 1,436,615 | 1,436,615 | 1,193,240 | 1,193,240 | 1,089,680 |
| 4,420,360 | 2,721,322 | 2,718,823 | 1,815,962 | 1,805,455 | 1,753,676 |
| 551,118 | 416,540 | 416,540 | 245,353 | 256,525 | 250,799 |
| 9,438 | 14,433 | 16,933 | 7,495 | 7,495 | 5,006 |
| 481,462 | 380,639 | 380,639 | 263,403 | 263,403 | 248,660 |
| 1,234 | 1,234 | 1,234 | 1,234 | 569 | 320 |
| 758,000 | 542,810 | 542,810 | 386,815 | 386,815 | 365,624 |
| 7,699,393 | 5,513,593 | 5,513,593 | 3,929,075 | 3,929,075 | 3,713,830 |
| 120,021,494 | 125,535,087 | 131,048,680 | 134,977,755 | 138,906,830 | 142,620,660 |
| 120,021,494 | 125,535,087 | 131,048,680 | 134,977,755 | 138,906,830 | 142,620,660 |
| 8.71% | 8.71% | 8.71% | 8.71% | 8.71% | 8.71% |
| 0.713% | 0.713% | 0.713% | 0.713% | 0.713% | 0.713% |
| 422,380 | 438,875 | 455,486 | 472,217 | - | - |
| 8,164,359 | 8,603,234 | 9,058,720 | 9,530,937 | 9,530,937 | 9,530,937 |
| 0.137% | 0.137% | 0.137% | 0.137% | 0.137% | 0.137% |
| 0.576% | 0.576% | 0.576% | 0.576% | 0.576% | 0.576% |
| 81,420 | 84,599 | 87,801 | 91,026 | - | - |
| 340,961 | 354,276 | 367,686 | 381,191 | - | - |
| - | - | - | - | - | - |
| 128,185,853 | 134,138,321 | 140,107,401 | 144,508,692 | 148,437,767 | 152,151,597 |

| Projected <u>Jun-18</u> | Projected <u>Jul-18</u> | Projected <u>Aug-18</u> | Projected <u>Sep-18</u> | Projected <u>Oct-18</u> | Projected <u>Nov-18</u> |
|----------------------------|----------------------------|----------------------------|----------------------------|----------------------------|----------------------------|
| | | - | - | - | - |
| | | - | - | - | - |
| | | - | - | - | - |
| 704,337 | 28,208 | - | - | - | - |
| 130,259 | 12,462 | - | - | - | - |
| | | - | - | - | - |
| 51,863 | 2,527 | - | - | - | - |
| 320 | 16 | - | - | - | - |
| 96,836 | 4,719 | - | - | - | - |
| 983,615 | 47,932 | - | - | - | - |
| 59,016,885 | 59,064,817 | 59,064,817 | 59,064,817 | 59,064,817 | 59,064,817 |
| 61,746,840 | 61,794,772 | 61,794,772 | 61,794,772 | 61,794,772 | 61,794,772 |
| 8.71% | 8.71% | 8.71% | 8.71% | 8.71% | 8.71% |
| 0.713% | 0.713% | 0.713% | 0.713% | 0.713% | 0.713% |
| - | - | - | - | - | - |
| 2,729,955 | 2,729,955 | 2,729,955 | 2,729,955 | 2,729,955 | 2,729,955 |
| 0.137% | 0.137% | 0.137% | 0.137% | 0.137% | 0.137% |
| 0.576% | 0.576% | 0.576% | 0.576% | 0.576% | 0.576% |
| - | - | - | - | - | - |
| - | - | - | - | - | - |
| - | - | - | - | - | - |
| 64,476,796 | 64,524,728 | 64,524,728 | 64,524,728 | 64,524,728 | 64,524,728 |
| F <u>Jun-18</u> | F <u>Jul-18</u> | F <u>Aug-18</u> | F <u>Sep-18</u> | F <u>Oct-18</u> | F <u>Nov-18</u> |

| | | | | | |
|------------|------------|------------|------------|------------|------------|
| 960,434 | 680,307 | 680,307 | 680,307 | 680,307 | 680,307 |
| 579,488 | 410,471 | 410,471 | 410,471 | 410,471 | 410,471 |
| 29,908 | 21,185 | 21,185 | 21,185 | 21,185 | 21,185 |
| 134,684 | 95,401 | 95,401 | 95,401 | 95,401 | 95,401 |
| - | - | - | - | - | - |
| 186,133 | 131,844 | 131,844 | 131,844 | 131,844 | 131,844 |
| 1,890,647 | 1,339,209 | 1,339,209 | 1,339,209 | 1,339,209 | 1,339,208 |
| 67,012,059 | 68,351,268 | 69,690,477 | 71,029,685 | 72,368,894 | 73,708,102 |
| 73,309,828 | 74,649,036 | 75,988,245 | 77,327,454 | 78,666,662 | 80,005,870 |
| 8.71% | 8.71% | 8.71% | 8.71% | 8.71% | 8.71% |
| 0.713% | 0.713% | 0.713% | 0.713% | 0.713% | 0.713% |
| - | - | - | - | - | - |
| 6,297,768 | 6,297,768 | 6,297,768 | 6,297,768 | 6,297,768 | 6,297,768 |
| 0.137% | 0.137% | 0.137% | 0.137% | 0.137% | 0.137% |
| 0.576% | 0.576% | 0.576% | 0.576% | 0.576% | 0.576% |
| - | - | - | - | - | - |
| - | - | - | - | - | - |
| - | - | - | - | - | - |
| 79,607,596 | 80,946,805 | 82,286,013 | 83,625,222 | 84,964,431 | 86,303,639 |

| F | F | F | F | F | F |
|----------------------|----------------------|----------------------|----------------------|----------------------|----------------------|
| <u>Jun-18</u> | <u>Jul-18</u> | <u>Aug-18</u> | <u>Sep-18</u> | <u>Oct-18</u> | <u>Nov-18</u> |
| - | - | - | - | - | - |
| 128,817 | 128,817 | 128,817 | 128,817 | 128,817 | 128,817 |
| 469,635 | 469,635 | 469,635 | 469,635 | 469,635 | 469,635 |
| 90,608 | 90,608 | 90,608 | 90,608 | 90,608 | 90,608 |
| 4,995 | 4,995 | 4,995 | 4,995 | 4,995 | 4,995 |
| 62,052 | 62,052 | 62,052 | 62,052 | 62,052 | 62,052 |
| - | - | - | - | - | - |
| 82,567 | 82,567 | 82,567 | 82,567 | 82,567 | 82,567 |

| | | | | | |
|------------|------------|------------|------------|------------|------------|
| 838,675 | 838,675 | 838,675 | 838,675 | 838,675 | 838,675 |
| 11,658,216 | 12,496,891 | 13,335,565 | 14,174,240 | 15,012,914 | 15,851,589 |
| 11,658,216 | 12,496,891 | 13,335,565 | 14,174,240 | 15,012,914 | 15,851,589 |
| 8.71% | 8.71% | 8.71% | 8.71% | 8.71% | 8.71% |
| 0.713% | 0.713% | 0.713% | 0.713% | 0.713% | 0.713% |
| - | - | - | - | - | - |
| - | - | - | - | - | - |
| 0.137% | 0.137% | 0.137% | 0.137% | 0.137% | 0.137% |
| 0.576% | 0.576% | 0.576% | 0.576% | 0.576% | 0.576% |
| - | - | - | - | - | - |
| - | - | - | - | - | - |
| - | - | - | - | - | - |
| 11,658,216 | 12,496,891 | 13,335,565 | 14,174,240 | 15,012,914 | 15,851,589 |

| <u>F</u> <u>Jun-18</u> | <u>F</u> <u>Jul-18</u> | <u>F</u> <u>Aug-18</u> | <u>F</u> <u>Sep-18</u> | <u>F</u> <u>Oct-18</u> | <u>F</u> <u>Nov-18</u> |
|---------------------------|---------------------------|---------------------------|---------------------------|---------------------------|---------------------------|
| - | - | - | - | - | - |
| - | - | - | - | - | - |
| - | - | - | - | - | - |
| - | - | - | - | - | - |
| - | - | - | - | - | - |
| - | - | - | - | - | - |
| - | - | - | - | - | - |
| - | - | - | - | - | - |
| 8,646,436 | 8,646,436 | 8,646,436 | 8,646,436 | 8,646,436 | 8,646,436 |
| 9,149,650 | 9,149,650 | 9,149,650 | 9,149,650 | 9,149,650 | 9,149,650 |
| 8.71% | 8.71% | 8.71% | 8.71% | 8.71% | 8.71% |
| 0.713% | 0.713% | 0.713% | 0.713% | 0.713% | 0.713% |
| - | - | - | - | - | - |
| 503,214 | 503,214 | 503,214 | 503,214 | 503,214 | 503,214 |

| | | | | | |
|-----------|-----------|-----------|-----------|-----------|-----------|
| 0.137% | 0.137% | 0.137% | 0.137% | 0.137% | 0.137% |
| 0.576% | 0.576% | 0.576% | 0.576% | 0.576% | 0.576% |
| - | - | - | - | - | - |
| - | - | - | - | - | - |
| - | - | - | - | - | - |
| 9,652,863 | 9,652,863 | 9,652,863 | 9,652,863 | 9,652,863 | 9,652,863 |

| <u>F</u> <u>Jun-18</u> | <u>F</u> <u>Jul-18</u> | <u>F</u> <u>Aug-18</u> | <u>F</u> <u>Sep-18</u> | <u>F</u> <u>Oct-18</u> | <u>F</u> <u>Nov-18</u> |
|---------------------------|---------------------------|---------------------------|---------------------------|---------------------------|---------------------------|
| - | - | - | - | - | - |
| - | - | - | - | - | - |
| 1,089,251 | 809,124 | 809,124 | 809,124 | 809,124 | 809,124 |
| 1,753,460 | 908,314 | 880,106 | 880,106 | 880,106 | 880,106 |
| 250,775 | 124,255 | 111,793 | 111,793 | 111,793 | 111,793 |
| 4,995 | 4,995 | 4,995 | 4,995 | 4,995 | 4,995 |
| 248,599 | 159,981 | 157,454 | 157,454 | 157,454 | 157,454 |
| 320 | 16 | - | - | - | - |
| 365,536 | 219,130 | 214,411 | 214,411 | 214,411 | 214,411 |
| 3,712,937 | 2,225,815 | 2,177,883 | 2,177,883 | 2,177,883 | 2,177,883 |
| 146,333,597 | 148,559,412 | 150,737,295 | 152,915,178 | 155,093,062 | 157,270,944 |
| 146,333,597 | 148,559,412 | 150,737,295 | 152,915,178 | 155,093,062 | 157,270,944 |
| 8.71% | 8.71% | 8.71% | 8.71% | 8.71% | 8.71% |
| 0.713% | 0.713% | 0.713% | 0.713% | 0.713% | 0.713% |
| - | - | - | - | - | - |
| 9,530,937 | 9,530,937 | 9,530,937 | 9,530,937 | 9,530,937 | 9,530,937 |
| 0.137% | 0.137% | 0.137% | 0.137% | 0.137% | 0.137% |
| 0.576% | 0.576% | 0.576% | 0.576% | 0.576% | 0.576% |
| - | - | - | - | - | - |
| - | - | - | - | - | - |
| - | - | - | - | - | - |
| 155,864,534 | 158,090,349 | 160,268,232 | 162,446,116 | 164,623,999 | 166,801,881 |

| Projected <u>Dec-18</u> | Projected <u>Jan-19</u> | Projected <u>Feb-19</u> | Projected <u>Mar-19</u> | Projected <u>Apr-19</u> | Projected <u>May-19</u> |
|----------------------------|----------------------------|----------------------------|----------------------------|----------------------------|----------------------------|
| - | - | - | - | - | - |
| - | - | - | - | - | - |
| - | - | - | - | - | - |
| - | - | - | - | - | - |
| - | - | - | - | - | - |
| - | - | - | - | - | - |
| - | - | - | - | - | - |
| - | - | - | - | - | - |
| - | - | - | - | - | - |
| 59,064,817 | 59,064,817 | 59,064,817 | 59,064,817 | 59,064,817 | 59,064,817 |
| 61,794,772 | 61,794,772 | 61,794,772 | 61,794,772 | 61,794,772 | 61,794,772 |
| 8.71% | 8.71% | 8.71% | 8.71% | 8.71% | 8.71% |
| 0.713% | 0.713% | 0.713% | 0.713% | 0.713% | 0.713% |
| - | - | - | - | - | - |
| 2,729,955 | 2,729,955 | 2,729,955 | 2,729,955 | 2,729,955 | 2,729,955 |
| 0.137% | 0.137% | 0.137% | 0.137% | 0.137% | 0.137% |
| 0.576% | 0.576% | 0.576% | 0.576% | 0.576% | 0.576% |
| - | - | - | - | - | - |
| - | - | - | - | - | - |
| - | - | - | - | - | - |
| 64,524,728 | 64,524,728 | 64,524,728 | 64,524,728 | 64,524,728 | 64,524,728 |
| F <u>Dec-18</u> | F <u>Jan-19</u> | F <u>Feb-19</u> | F <u>Mar-19</u> | F <u>Apr-19</u> | F <u>May-19</u> |

- - - - -

| | | | | | | |
|------------|------------|------------|------------|------------|------------|------------|
| | | | | | | |
| 680,307 | 26,553 | - | - | - | - | - |
| 410,471 | 16,021 | - | - | - | - | - |
| 21,185 | 827 | - | - | - | - | - |
| 95,401 | 3,724 | - | - | - | - | - |
| - | - | - | - | - | - | - |
| 131,844 | 5,146 | - | - | - | - | - |
| 1,339,208 | 52,270 | - | - | - | - | - |
| 75,047,310 | 75,099,580 | 75,099,580 | 75,099,580 | 75,099,580 | 75,099,580 | 75,099,580 |
| 81,345,079 | 81,397,349 | 81,397,349 | 81,397,349 | 81,397,349 | 81,397,349 | 81,397,349 |
| 8.71% | 8.71% | 8.71% | 8.71% | 8.71% | 8.71% | 8.71% |
| 0.713% | 0.713% | 0.713% | 0.713% | 0.713% | 0.713% | 0.713% |
| - | - | - | - | - | - | - |
| 6,297,768 | 6,297,768 | 6,297,768 | 6,297,768 | 6,297,768 | 6,297,768 | 6,297,768 |
| 0.137% | 0.137% | 0.137% | 0.137% | 0.137% | 0.137% | 0.137% |
| 0.576% | 0.576% | 0.576% | 0.576% | 0.576% | 0.576% | 0.576% |
| - | - | - | - | - | - | - |
| - | - | - | - | - | - | - |
| - | - | - | - | - | - | - |
| 87,642,847 | 87,695,117 | 87,695,117 | 87,695,117 | 87,695,117 | 87,695,117 | 87,695,117 |

| F | F | F | F | F | F |
|---------------|---------------|---------------|---------------|---------------|---------------|
| <u>Dec-18</u> | <u>Jan-19</u> | <u>Feb-19</u> | <u>Mar-19</u> | <u>Apr-19</u> | <u>May-19</u> |
| - | - | - | - | - | - |
| 128,817 | 96,613 | 96,613 | 96,613 | 96,613 | - |
| 469,635 | 352,226 | 352,226 | 352,226 | 352,226 | - |
| 90,608 | 67,956 | 67,956 | 67,956 | 67,956 | - |
| 4,995 | 3,746 | 3,746 | 3,746 | 3,746 | - |
| 62,052 | 46,539 | 46,539 | 46,539 | 46,539 | - |
| - | - | - | - | - | - |
| 82,567 | 61,925 | 61,925 | 61,925 | 61,925 | - |

| | | | | | |
|------------|------------|------------|------------|------------|------------|
| 838,675 | 629,006 | 629,006 | 629,006 | 629,006 | - |
| 16,690,264 | 17,319,269 | 17,948,275 | 18,577,281 | 19,206,287 | 19,206,287 |
| 16,690,264 | 17,319,269 | 17,948,275 | 18,577,281 | 19,206,287 | 19,206,287 |
| 8.71% | 8.71% | 8.71% | 8.71% | 8.71% | 8.71% |
| 0.713% | 0.713% | 0.713% | 0.713% | 0.713% | 0.713% |
| - | - | - | - | - | - |
| - | - | - | - | - | - |
| 0.137% | 0.137% | 0.137% | 0.137% | 0.137% | 0.137% |
| 0.576% | 0.576% | 0.576% | 0.576% | 0.576% | 0.576% |
| - | - | - | - | - | - |
| - | - | - | - | - | - |
| - | - | - | - | - | - |
| 16,690,264 | 17,319,269 | 17,948,275 | 18,577,281 | 19,206,287 | 19,206,287 |

| <u>F</u> <u>Dec-18</u> | <u>F</u> <u>Jan-19</u> | <u>F</u> <u>Feb-19</u> | <u>F</u> <u>Mar-19</u> | <u>F</u> <u>Apr-19</u> | <u>F</u> <u>May-19</u> |
|---------------------------|---------------------------|---------------------------|---------------------------|---------------------------|---------------------------|
| - | - | - | - | - | - |
| - | - | - | - | - | - |
| - | - | - | - | - | - |
| - | - | - | - | - | - |
| - | - | - | - | - | - |
| - | - | - | - | - | - |
| - | - | - | - | - | - |
| - | - | - | - | - | - |
| 8,646,436 | 8,646,436 | 8,646,436 | 8,646,436 | 8,646,436 | 8,646,436 |
| 9,149,650 | 9,149,650 | 9,149,650 | 9,149,650 | 9,149,650 | 9,149,650 |
| 8.71% | 8.71% | 8.71% | 8.71% | 8.71% | 8.71% |
| 0.713% | 0.713% | 0.713% | 0.713% | 0.713% | 0.713% |
| - | - | - | - | - | - |
| 503,214 | 503,214 | 503,214 | 503,214 | 503,214 | 503,214 |

| | | | | | |
|-----------|-----------|-----------|-----------|-----------|-----------|
| 0.137% | 0.137% | 0.137% | 0.137% | 0.137% | 0.137% |
| 0.576% | 0.576% | 0.576% | 0.576% | 0.576% | 0.576% |
| - | - | - | - | - | - |
| - | - | - | - | - | - |
| - | - | - | - | - | - |
| 9,652,863 | 9,652,863 | 9,652,863 | 9,652,863 | 9,652,863 | 9,652,863 |

| <u>F</u> <u>Dec-18</u> | <u>F</u> <u>Jan-19</u> | <u>F</u> <u>Feb-19</u> | <u>F</u> <u>Mar-19</u> | <u>F</u> <u>Apr-19</u> | <u>F</u> <u>May-19</u> |
|---------------------------|---------------------------|---------------------------|---------------------------|---------------------------|---------------------------|
| - | - | - | - | - | - |
| - | - | - | - | - | - |
| 809,124 | 123,165 | 96,613 | 96,613 | 96,613 | - |
| 880,106 | 368,247 | 352,226 | 352,226 | 352,226 | - |
| 111,793 | 68,783 | 67,956 | 67,956 | 67,956 | - |
| 4,995 | 3,746 | 3,746 | 3,746 | 3,746 | - |
| 157,454 | 50,263 | 46,539 | 46,539 | 46,539 | - |
| - | - | - | - | - | - |
| 214,411 | 67,071 | 61,925 | 61,925 | 61,925 | - |
| 2,177,883 | 681,276 | 629,006 | 629,006 | 629,006 | - |
| 159,448,827 | 160,130,103 | 160,759,109 | 161,388,115 | 162,017,121 | 162,017,121 |
| 159,448,827 | 160,130,103 | 160,759,109 | 161,388,115 | 162,017,121 | 162,017,121 |
| 8.71% | 8.71% | 8.71% | 8.71% | 8.71% | 8.71% |
| 0.713% | 0.713% | 0.713% | 0.713% | 0.713% | 0.713% |
| - | - | - | - | - | - |
| 9,530,937 | 9,530,937 | 9,530,937 | 9,530,937 | 9,530,937 | 9,530,937 |
| 0.137% | 0.137% | 0.137% | 0.137% | 0.137% | 0.137% |
| 0.576% | 0.576% | 0.576% | 0.576% | 0.576% | 0.576% |
| - | - | - | - | - | - |
| - | - | - | - | - | - |
| - | - | - | - | - | - |
| 168,979,764 | 169,661,040 | 170,290,046 | 170,919,052 | 171,548,058 | 171,548,058 |

Projected

Jun-19

-
-
-
-
-
-
-
-
-

-

59,064,817

61,794,772

8.71%

0.713%

-

2,729,955

0.137%

0.576%

-

-

-

64,524,728

F

Jun-19

-

-
-
-
-
-
-
-

75,099,580
81,397,349

8.71%
0.713%

-
6,297,768

0.137%
0.576%

-
-
-
87,695,117

F
Jun-19

-
-
-
-
-
-
-
-
-

-
19,206,287
19,206,287

8.71%
0.713%

-
-
0.137%
0.576%

-
-
-
19,206,287

F
Jun-19

-
-
-
-
-
-
-
-
-
-
8,646,436
9,149,650

8.71%
0.713%

-
503,214

0.137%

0.576%

-
-
-

9,652,863

F

Jun-19

-
-
-
-
-
-
-
-
-

162,017,121

162,017,121

8.71%

0.713%

-

9,530,937

0.137%

0.576%

-
-
-

171,548,058

Response to OEMR Data Request

Question No. 4

Investment in Current Period by Category

| <u>Line</u> | | | | |
|-------------|---|--------------|-------------|-------------|
| <u>No.</u> | <u>Description</u> | <u>Notes</u> | <u>2015</u> | <u>2016</u> |
| 1 | Other Services and Costs | | 465,828 | 224,172 |
| 2 | Third Party NEPA Environmental Contractor | | 225,000 | 105,000 |
| 3 | Legal Services | | 14,275 | 10,959 |
| 4 | Environmental and Civil Contractor | | 226,553 | 108,213 |

Response to OEMR Data Request

Question No. 4

Investment in Current Period by Category

| <u>Line</u> | | | <u>Annual Totals</u> | |
|-------------|---|--------------|----------------------|-------------|
| <u>No.</u> | <u>Description</u> | <u>Notes</u> | <u>2015</u> | <u>2016</u> |
| 6 | Other Services and Costs | | 641,177 | 406,021 |
| 7 | Third Party NEPA Environmental Contractor | | 320,000 | 190,000 |
| 8 | Legal Services | | 20,035 | 17,661 |
| 9 | Environmental and Civil Contractor | | 301,142 | 198,360 |

Response to OEMR Data Request

Question No. 4

Investment in Current Period by Category

| <u>Line</u> | | | <u>Annual Totals</u> | |
|-------------|---|--------------|----------------------|-------------|
| <u>No.</u> | <u>Description</u> | <u>Notes</u> | <u>2015</u> | <u>2016</u> |
| 10 | Other Services and Costs | | - | 858 |
| 11 | Third Party NEPA Environmental Contractor | | - | 858 |
| 12 | Legal Services | | - | - |
| 13 | Environmental and Civil Contractor | | - | - |

Response to OEMR Data Request

Question No. 4

Investment in Current Period by Category

| Line | | | Annual Totals | |
|-------------------|---|---------------------|----------------------|--------------------|
| <u>No.</u> | <u>Description</u> | <u>Notes</u> | <u>2015</u> | <u>2016</u> |
| 14 | Other Services and Costs | | 73,511 | 18,980 |
| 15 | Third Party NEPA Environmental Contractor | | 37,500 | 9,000 |
| 16 | Legal Services | | 3,676 | 235 |
| 17 | Environmental and Civil Contractor | | 32,335 | 9,744 |

Response to OEMR Data Request**Question No. 4****Investment in Current Period by Category**

| Line | | | Annual Totals | |
|-------------------|---|---------------------|----------------------|--------------------|
| <u>No.</u> | <u>Description</u> | <u>Notes</u> | <u>2015</u> | <u>2016</u> |
| 18 | Other Services and Costs | | 1,180,516 | 650,031 |
| 19 | Third Party NEPA Environmental Contractor | | 582,500 | 304,858 |
| 20 | Legal Services | | 37,986 | 28,855 |
| 21 | Environmental and Civil Contractor | | 560,030 | 316,317 |

| <u>Annual Totals</u> | | | | | Projected | Projected |
|----------------------|-------------|-------------|--------------|--|---------------|---------------|
| <u>2017</u> | <u>2018</u> | <u>2019</u> | <u>Total</u> | | <u>Apr-15</u> | <u>May-15</u> |
| 10,000 | - | - | 700,000 | | - | 60,104 |
| - | - | - | 330,000 | | | 30,000 |
| - | - | - | 25,234 | | | |
| 10,000 | - | - | 344,766 | | | 30,104 |

| <u>2017</u> | <u>2018</u> | <u>2019</u> | | F | F |
|-------------|-------------|-------------|-----------|---------------|---------------|
| | | | | <u>Apr-15</u> | <u>May-15</u> |
| 52,802 | - | - | 1,100,000 | - | 80,147 |
| - | - | - | 510,000 | | 40,000 |
| - | - | - | 37,696 | | |
| 52,802 | - | - | 552,304 | | 40,147 |

| <u>2017</u> | <u>2018</u> | <u>2019</u> | | F | F |
|-------------|-------------|-------------|---------|---------------|---------------|
| | | | | <u>Apr-15</u> | <u>May-15</u> |
| 19,733 | 78,818 | 14,986 | 114,395 | - | - |
| 858 | - | - | 1,716 | | |
| - | - | - | - | | |
| 18,875 | 78,818 | 14,986 | 112,679 | | |

| <u>2017</u> | <u>2018</u> | <u>2019</u> | | F <u>Apr-15</u> | F <u>May-15</u> |
|-------------|-------------|-------------|---------|--------------------|--------------------|
| - | 7,510 | - | 100,000 | | - |
| - | - | - | 46,500 | | - |
| - | - | - | 3,911 | | - |
| - | 7,510 | - | 49,589 | | - |

| <u>2017</u> | <u>2018</u> | <u>2019</u> | | F <u>Apr-15</u> | F <u>May-15</u> |
|-------------|-------------|-------------|-----------|--------------------|--------------------|
| 82,535 | 86,328 | 14,986 | 2,014,395 | - | 140,251 |
| 858 | - | - | 888,216 | - | 70,000 |
| - | - | - | 66,841 | - | - |
| 81,677 | 86,328 | 14,986 | 1,059,338 | - | 70,251 |

Equitrans, L.P.
Pipelines
Docket No. CP16-13-000

| Projected <u>Jun-15</u> | Projected <u>Jul-15</u> | Projected <u>Aug-15</u> | Projected <u>Sep-15</u> | Projected <u>Oct-15</u> | Projected <u>Nov-15</u> | Projected <u>Dec-15</u> |
|----------------------------|----------------------------|----------------------------|----------------------------|----------------------------|----------------------------|----------------------------|
| 60,104 | 60,104 | 60,104 | 60,104 | 55,104 | 55,104 | 55,100 |
| 30,000 | 30,000 | 30,000 | 30,000 | 25,000 | 25,000 | 25,000 |
| | | 3,005 | 3,005 | 2,755 | 2,755 | 2,755 |
| 30,104 | 30,104 | 27,099 | 27,099 | 27,349 | 27,349 | 27,345 |

Equitrans, L.P.
Redhook Compressor Station
Docket No. CP16-13-000

| F <u>Jun-15</u> | F <u>Jul-15</u> | F <u>Aug-15</u> | F <u>Sep-15</u> | F <u>Oct-15</u> | F <u>Nov-15</u> | F <u>Dec-15</u> |
|--------------------|--------------------|--------------------|--------------------|--------------------|--------------------|--------------------|
| 80,147 | 80,147 | 80,147 | 80,147 | 80,147 | 80,147 | 80,147 |
| 40,000 | 40,000 | 40,000 | 40,000 | 40,000 | 40,000 | 40,000 |
| | | 4,007 | 4,007 | 4,007 | 4,007 | 4,007 |
| 40,147 | 40,147 | 36,140 | 36,140 | 36,140 | 36,140 | 36,140 |

Equitrans, L.P.
Pratt Station Abandonment
Docket No. CP16-13-000

| F <u>Jun-15</u> | F <u>Jul-15</u> | F <u>Aug-15</u> | F <u>Sep-15</u> | F <u>Oct-15</u> | F <u>Nov-15</u> | F <u>Dec-15</u> |
|--------------------|--------------------|--------------------|--------------------|--------------------|--------------------|--------------------|
| - | - | - | - | - | - | - |

Equitrans, L.P.
Interconnect and Tap Facilities
Docket No. CP16-13-000

| <u>F</u> <u>Jun-15</u> | <u>F</u> <u>Jul-15</u> | <u>F</u> <u>Aug-15</u> | <u>F</u> <u>Sep-15</u> | <u>F</u> <u>Oct-15</u> | <u>F</u> <u>Nov-15</u> | <u>F</u> <u>Dec-15</u> |
|---------------------------|---------------------------|---------------------------|---------------------------|---------------------------|---------------------------|---------------------------|
| - | - | 14,702 | 14,702 | 14,702 | 14,702 | 14,702 |
| | | 7,500 | 7,500 | 7,500 | 7,500 | 7,500 |
| | | 735 | 735 | 735 | 735 | 735 |
| | | 6,467.00 | 6,467.00 | 6,467.00 | 6,467.00 | 6,467.00 |

Equitrans, L.P.
Total Estimated Cost
Docket No. CP16-13-000

| <u>F</u> <u>Jun-15</u> | <u>F</u> <u>Jul-15</u> | <u>F</u> <u>Aug-15</u> | <u>F</u> <u>Sep-15</u> | <u>F</u> <u>Oct-15</u> | <u>F</u> <u>Nov-15</u> | <u>F</u> <u>Dec-15</u> |
|---------------------------|---------------------------|---------------------------|---------------------------|---------------------------|---------------------------|---------------------------|
| 140,251 | 140,251 | 154,953 | 154,953 | 149,953 | 149,953 | 149,949 |
| 70,000 | 70,000 | 77,500 | 77,500 | 72,500 | 72,500 | 72,500 |
| - | - | 7,747 | 7,747 | 7,497 | 7,497 | 7,497 |
| 70,251 | 70,251 | 69,706 | 69,706 | 69,956 | 69,956 | 69,952 |

| Projected <u>Jan-16</u> | Projected <u>Feb-16</u> | Projected <u>Mar-16</u> | Projected <u>Apr-16</u> | Projected <u>May-16</u> | Projected <u>Jun-16</u> | Projected <u>Jul-16</u> |
|----------------------------|----------------------------|----------------------------|----------------------------|----------------------------|----------------------------|----------------------------|
| 55,100 | 36,401 | 37,671 | 20,000 | 20,000 | 10,000 | 10,000 |
| 25,000 | 15,000 | 15,000 | 15,000 | 15,000 | 5,000 | 5,000 |
| 2,755 | 1,820 | 1,884 | 1,000 | 1,000 | 500 | 500 |
| 27,345 | 19,581 | 20,787 | 4,000 | 4,000 | 4,500 | 4,500 |

| F <u>Jan-16</u> | F <u>Feb-16</u> | F <u>Mar-16</u> | F <u>Apr-16</u> | F <u>May-16</u> | F <u>Jun-16</u> | F <u>Jul-16</u> |
|--------------------|--------------------|--------------------|--------------------|--------------------|--------------------|--------------------|
| 80,147 | 80,147 | 52,058 | 25,259 | 15,467 | 19,038 | 39,272 |
| 40,000 | 40,000 | 30,000 | 20,000 | 10,000 | 10,000 | 10,000 |
| 4,007 | 4,007 | 2,603 | 1,263 | 773 | 952 | 1,964 |
| 36,140 | 36,140 | 19,455 | 3,996 | 4,694 | 8,086 | 27,308 |

| F <u>Jan-16</u> | F <u>Feb-16</u> | F <u>Mar-16</u> | F <u>Apr-16</u> | F <u>May-16</u> | F <u>Jun-16</u> | F <u>Jul-16</u> |
|--------------------|--------------------|--------------------|--------------------|--------------------|--------------------|--------------------|
|--------------------|--------------------|--------------------|--------------------|--------------------|--------------------|--------------------|

- - - - -

| F | F | F | F | F | F | F |
|---------------|---------------|---------------|---------------|---------------|---------------|---------------|
| <u>Jan-16</u> | <u>Feb-16</u> | <u>Mar-16</u> | <u>Apr-16</u> | <u>May-16</u> | <u>Jun-16</u> | <u>Jul-16</u> |
| 4,702 | 2,002 | 2,002 | 2,002 | 2,002 | 2,002 | 2,002 |
| 2,000 | 1,000 | 1,000 | 1,000 | 1,000 | 1,000 | 1,000 |
| 235 | | | | | | |
| 2,466.90 | 1,002.00 | 1,002.00 | 1,002.00 | 1,002.00 | 1,002.00 | 1,002.00 |

| F | F | F | F | F | F | F |
|---------------|---------------|---------------|---------------|---------------|---------------|---------------|
| <u>Jan-16</u> | <u>Feb-16</u> | <u>Mar-16</u> | <u>Apr-16</u> | <u>May-16</u> | <u>Jun-16</u> | <u>Jul-16</u> |
| 139,949 | 118,550 | 91,731 | 47,261 | 37,469 | 31,040 | 51,274 |
| 67,000 | 56,000 | 46,000 | 36,000 | 26,000 | 16,000 | 16,000 |
| 6,997 | 5,827 | 4,487 | 2,263 | 1,773 | 1,452 | 2,464 |
| 65,952 | 56,723 | 41,244 | 8,998 | 9,696 | 13,588 | 32,810 |

| Projected <u>Aug-16</u> | Projected <u>Sep-16</u> | Projected <u>Oct-16</u> | Projected <u>Nov-16</u> | Projected <u>Dec-16</u> | Projected <u>Jan-17</u> |
|----------------------------|----------------------------|----------------------------|----------------------------|----------------------------|----------------------------|
| 10,000 | 10,000 | 5,000 | 5,000 | 5,000 | 5,000 |
| 5,000 | 5,000 | | | | |
| 500 | 500 | 250 | 250 | | |
| 4,500 | 4,500 | 4,750 | 4,750 | 5,000 | 5,000 |

| F <u>Aug-16</u> | F <u>Sep-16</u> | F <u>Oct-16</u> | F <u>Nov-16</u> | F <u>Dec-16</u> | F <u>Jan-17</u> |
|--------------------|--------------------|--------------------|--------------------|--------------------|--------------------|
| 12,497 | 29,334 | 17,601 | 17,601 | 17,601 | 17,601 |
| 10,000 | 10,000 | 10,000 | | | |
| 625 | 1,467 | | | | |
| 1,872 | 17,867 | 7,601 | 17,601 | 17,601 | 17,601 |

| F <u>Aug-16</u> | F <u>Sep-16</u> | F <u>Oct-16</u> | F <u>Nov-16</u> | F <u>Dec-16</u> | F <u>Jan-17</u> |
|--------------------|--------------------|--------------------|--------------------|--------------------|--------------------|
| - | - | - | 429 | 429 | 429 |
| | | | 429 | 429 | 429 |

| F <u>Aug-16</u> | F <u>Sep-16</u> | F <u>Oct-16</u> | F <u>Nov-16</u> | F <u>Dec-16</u> | F <u>Jan-17</u> |
|--------------------|--------------------|--------------------|--------------------|--------------------|--------------------|
| 2,002 | 264 | | | | |
| 1,000 | | | | | |
| 1,002.00 | 263.00 | - | - | - | - |

| F <u>Aug-16</u> | F <u>Sep-16</u> | F <u>Oct-16</u> | F <u>Nov-16</u> | F <u>Dec-16</u> | F <u>Jan-17</u> |
|--------------------|--------------------|--------------------|--------------------|--------------------|--------------------|
| 24,499 | 39,598 | 22,601 | 23,030 | 23,030 | 23,030 |
| 16,000 | 15,000 | 10,000 | 429 | 429 | 429 |
| 1,125 | 1,967 | 250 | 250 | - | - |
| 7,374 | 22,630 | 12,351 | 22,351 | 22,601 | 22,601 |

| | | | | | |
|---------------|---------------|---------------|---------------|---------------|---------------|
| Projected | Projected | Projected | Projected | Projected | Projected |
| <u>Feb-17</u> | <u>Mar-17</u> | <u>Apr-17</u> | <u>May-17</u> | <u>Jun-17</u> | <u>Jul-17</u> |

5,000

5,000

| | | | | | |
|---------------|---------------|---------------|---------------|---------------|---------------|
| F | F | F | F | F | F |
| <u>Feb-17</u> | <u>Mar-17</u> | <u>Apr-17</u> | <u>May-17</u> | <u>Jun-17</u> | <u>Jul-17</u> |

17,601

17,601

17,601

17,601

| | | | | | |
|---------------|---------------|---------------|---------------|---------------|---------------|
| F | F | F | F | F | F |
| <u>Feb-17</u> | <u>Mar-17</u> | <u>Apr-17</u> | <u>May-17</u> | <u>Jun-17</u> | <u>Jul-17</u> |

429

-

-

-

-

-

429

| | | | | | |
|---------------|---------------|---------------|---------------|---------------|---------------|
| F | F | F | F | F | F |
| <u>Feb-17</u> | <u>Mar-17</u> | <u>Apr-17</u> | <u>May-17</u> | <u>Jun-17</u> | <u>Jul-17</u> |

- - - - -

| | | | | | |
|---------------|---------------|---------------|---------------|---------------|---------------|
| F | F | F | F | F | F |
| <u>Feb-17</u> | <u>Mar-17</u> | <u>Apr-17</u> | <u>May-17</u> | <u>Jun-17</u> | <u>Jul-17</u> |

| | | | | | |
|--------|--------|---|---|---|---|
| 23,030 | 17,601 | - | - | - | - |
| 429 | - | - | - | - | - |
| - | - | - | - | - | - |
| 22,601 | 17,601 | - | - | - | - |

| | | | | | |
|---------------|---------------|---------------|---------------|---------------|---------------|
| Projected | Projected | Projected | Projected | Projected | Projected |
| <u>Aug-17</u> | <u>Sep-17</u> | <u>Oct-17</u> | <u>Nov-17</u> | <u>Dec-17</u> | <u>Jan-18</u> |

| | | | | | |
|---------------|---------------|---------------|---------------|---------------|---------------|
| F | F | F | F | F | F |
| <u>Aug-17</u> | <u>Sep-17</u> | <u>Oct-17</u> | <u>Nov-17</u> | <u>Dec-17</u> | <u>Jan-18</u> |

| | | | | | |
|---------------|---------------|---------------|---------------|---------------|---------------|
| F | F | F | F | F | F |
| <u>Aug-17</u> | <u>Sep-17</u> | <u>Oct-17</u> | <u>Nov-17</u> | <u>Dec-17</u> | <u>Jan-18</u> |

| | | | | | |
|---|---|---|-------|-------|--------|
| - | - | - | 9,438 | 9,438 | 14,433 |
| | | | 9,438 | 9,438 | 14,433 |

| <u>F</u> <u>Aug-17</u> | <u>F</u> <u>Sep-17</u> | <u>F</u> <u>Oct-17</u> | <u>F</u> <u>Nov-17</u> | <u>F</u> <u>Dec-17</u> | <u>F</u> <u>Jan-18</u> |
|---------------------------|---------------------------|---------------------------|---------------------------|---------------------------|---------------------------|
|---------------------------|---------------------------|---------------------------|---------------------------|---------------------------|---------------------------|

| <u>F</u> <u>Aug-17</u> | <u>F</u> <u>Sep-17</u> | <u>F</u> <u>Oct-17</u> | <u>F</u> <u>Nov-17</u> | <u>F</u> <u>Dec-17</u> | <u>F</u> <u>Jan-18</u> |
|---------------------------|---------------------------|---------------------------|---------------------------|---------------------------|---------------------------|
|---------------------------|---------------------------|---------------------------|---------------------------|---------------------------|---------------------------|

| | | | | | |
|---|---|---|-------|-------|--------|
| - | - | - | 9,438 | 9,438 | 14,433 |
| - | - | - | - | - | - |
| - | - | - | - | - | - |
| - | - | - | 9,438 | 9,438 | 14,433 |

| Projected <u>Feb-18</u> | Projected <u>Mar-18</u> | Projected <u>Apr-18</u> | Projected <u>May-18</u> | Projected <u>Jun-18</u> | Projected <u>Jul-18</u> |
|----------------------------|----------------------------|----------------------------|----------------------------|----------------------------|----------------------------|
|----------------------------|----------------------------|----------------------------|----------------------------|----------------------------|----------------------------|

| | | | | | |
|--------------------|--------------------|--------------------|--------------------|--------------------|--------------------|
| F <u>Feb-18</u> | F <u>Mar-18</u> | F <u>Apr-18</u> | F <u>May-18</u> | F <u>Jun-18</u> | F <u>Jul-18</u> |
|--------------------|--------------------|--------------------|--------------------|--------------------|--------------------|

| | | | | | |
|--------------------|--------------------|--------------------|--------------------|--------------------|--------------------|
| F <u>Feb-18</u> | F <u>Mar-18</u> | F <u>Apr-18</u> | F <u>May-18</u> | F <u>Jun-18</u> | F <u>Jul-18</u> |
|--------------------|--------------------|--------------------|--------------------|--------------------|--------------------|

| | | | | | |
|--------|-------|-------|-------|-------|-------|
| 14,433 | 4,995 | 4,995 | 4,995 | 4,995 | 4,995 |
|--------|-------|-------|-------|-------|-------|

| | | | | | |
|--------|-------|-------|-------|-------|-------|
| 14,433 | 4,995 | 4,995 | 4,995 | 4,995 | 4,995 |
|--------|-------|-------|-------|-------|-------|

| <u>F</u> <u>Feb-18</u> | <u>F</u> <u>Mar-18</u> | <u>F</u> <u>Apr-18</u> | <u>F</u> <u>May-18</u> | <u>F</u> <u>Jun-18</u> | <u>F</u> <u>Jul-18</u> |
|---------------------------|---------------------------|---------------------------|---------------------------|---------------------------|---------------------------|
| 2,500 | 2,500 | 2,500 | 10 | - | - |
| 2,500 | 2,500 | 2,500 | 10 | | |

| <u>F</u> <u>Feb-18</u> | <u>F</u> <u>Mar-18</u> | <u>F</u> <u>Apr-18</u> | <u>F</u> <u>May-18</u> | <u>F</u> <u>Jun-18</u> | <u>F</u> <u>Jul-18</u> |
|---------------------------|---------------------------|---------------------------|---------------------------|---------------------------|---------------------------|
| 16,933 | 7,495 | 7,495 | 5,006 | 4,995 | 4,995 |
| - | - | - | - | - | - |
| - | - | - | - | - | - |
| 16,933 | 7,495 | 7,495 | 5,005 | 4,995 | 4,995 |

| | | | | | |
|---------------|---------------|---------------|---------------|---------------|---------------|
| Projected | Projected | Projected | Projected | Projected | Projected |
| <u>Aug-18</u> | <u>Sep-18</u> | <u>Oct-18</u> | <u>Nov-18</u> | <u>Dec-18</u> | <u>Jan-19</u> |
| - | - | - | - | - | - |

| | | | | | |
|---------------|---------------|---------------|---------------|---------------|---------------|
| F | F | F | F | F | F |
| <u>Aug-18</u> | <u>Sep-18</u> | <u>Oct-18</u> | <u>Nov-18</u> | <u>Dec-18</u> | <u>Jan-19</u> |

| | | | | | |
|---------------|---------------|---------------|---------------|---------------|---------------|
| F | F | F | F | F | F |
| <u>Aug-18</u> | <u>Sep-18</u> | <u>Oct-18</u> | <u>Nov-18</u> | <u>Dec-18</u> | <u>Jan-19</u> |
| 4,995 | 4,995 | 4,995 | 4,995 | 4,995 | 3,746 |
| 4,995 | 4,995 | 4,995 | 4,995 | 4,995 | 3,746 |

| <u>F</u> <u>Aug-18</u> | <u>F</u> <u>Sep-18</u> | <u>F</u> <u>Oct-18</u> | <u>F</u> <u>Nov-18</u> | <u>F</u> <u>Dec-18</u> | <u>F</u> <u>Jan-19</u> |
|---------------------------|---------------------------|---------------------------|---------------------------|---------------------------|---------------------------|
|---------------------------|---------------------------|---------------------------|---------------------------|---------------------------|---------------------------|

| | | | | | |
|---|---|---|---|---|---|
| - | - | - | - | - | - |
|---|---|---|---|---|---|

| <u>F</u> <u>Aug-18</u> | <u>F</u> <u>Sep-18</u> | <u>F</u> <u>Oct-18</u> | <u>F</u> <u>Nov-18</u> | <u>F</u> <u>Dec-18</u> | <u>F</u> <u>Jan-19</u> |
|---------------------------|---------------------------|---------------------------|---------------------------|---------------------------|---------------------------|
|---------------------------|---------------------------|---------------------------|---------------------------|---------------------------|---------------------------|

| | | | | | |
|-------|-------|-------|-------|-------|-------|
| 4,995 | 4,995 | 4,995 | 4,995 | 4,995 | 3,746 |
| - | - | - | - | - | - |
| - | - | - | - | - | - |
| 4,995 | 4,995 | 4,995 | 4,995 | 4,995 | 3,746 |

| Projected <u>Feb-19</u> | Projected <u>Mar-19</u> | Projected <u>Apr-19</u> | Projected <u>May-19</u> | Projected <u>Jun-19</u> |
|----------------------------|----------------------------|----------------------------|----------------------------|----------------------------|
| - | - | - | - | - |

| F <u>Feb-19</u> | F <u>Mar-19</u> | F <u>Apr-19</u> | F <u>May-19</u> | F <u>Jun-19</u> |
|--------------------|--------------------|--------------------|--------------------|--------------------|
|--------------------|--------------------|--------------------|--------------------|--------------------|

| F <u>Feb-19</u> | F <u>Mar-19</u> | F <u>Apr-19</u> | F <u>May-19</u> | F <u>Jun-19</u> |
|--------------------|--------------------|--------------------|--------------------|--------------------|
| 3,746 | 3,746 | 3,746 | - | - |
| 3,746 | 3,746 | 3,746 | | |

| F <u>Feb-19</u> | F <u>Mar-19</u> | F <u>Apr-19</u> | F <u>May-19</u> | F <u>Jun-19</u> |
|----------------------------------|----------------------------------|----------------------------------|----------------------------------|----------------------------------|
| - | - | - | - | - |

| F <u>Feb-19</u> | F <u>Mar-19</u> | F <u>Apr-19</u> | F <u>May-19</u> | F <u>Jun-19</u> |
|----------------------------------|----------------------------------|----------------------------------|----------------------------------|----------------------------------|
| 3,746 | 3,746 | 3,746 | - | - |
| - | - | - | - | - |
| - | - | - | - | - |
| 3,746 | 3,746 | 3,746 | - | - |

Document Content(s)

CP16-13 data response cover_enclosures_(April 27).PDF.....1-18

CP16-13 Attachment OEMR DR3.XLSX.....19-73

CP16-13 Attachment OEMR DR4.XLSX.....74-93